



# Reported Pregnancies

2000

# Reported Pregnancy Highlights

## Key Facts

- There were 14,521 reported pregnancies to Delaware residents in 2000: 11,046 live births, 33 fetal deaths, and 3,442 induced terminations (*see technical notes for a description of reported pregnancies*). (See Table D-1).
- The four-year average (1997-2000) pregnancy rate for 15-17 year olds was lowest in Kent County, with 49.8 pregnancies per 1,000 females ; both New Castle and Sussex County had a rate of 57.6. (See Table D-5).
- The four-year average (1997-2000) pregnancy rate for 18-19 year olds was highest in Sussex County (168.4 pregnancies per 1,000 females ) and lowest in New Castle County (113.6). (See Table D-5).
- Women of Hispanic origin (17.9%) and women whose race was classified as "other" (16.7%) had the lowest percentage of pregnancies that ended in induced termination in 2000. (*see Table D-2*).

TABLE D-1  
NUMBER AND PERCENT OF REPORTED PREGNANCIES BY AGE OF WOMAN  
DELAWARE AND COUNTIES, 2000

| Area/<br>Age      | Reported Pregnancies |         |             |         |              |         |                      |         |
|-------------------|----------------------|---------|-------------|---------|--------------|---------|----------------------|---------|
|                   | Total                |         | Live Births |         | Fetal Deaths |         | Induced Terminations |         |
|                   | Number               | Percent | Number      | Percent | Number       | Percent | Number               | Percent |
| <b>Delaware</b>   | 14521                | 100.0   | 11046       | 76.1    | 33           | 0.2     | 3442                 | 23.7    |
| <15               | 66                   | 100.0   | 31          | 47.0    | 0            | 0.0     | 35                   | 53.0    |
| 15-19             | 2093                 | 100.0   | 1330        | 63.5    | 4            | 0.2     | 759                  | 36.3    |
| 15-17             | 770                  | 100.0   | 452         | 58.7    | 0            | 0.0     | 318                  | 41.3    |
| 18-19             | 1323                 | 100.0   | 878         | 66.4    | 4            | 0.3     | 441                  | 33.3    |
| 20-24             | 3874                 | 100.0   | 2703        | 69.8    | 9            | 0.2     | 1162                 | 30.0    |
| 25-29             | 3683                 | 100.0   | 2921        | 79.3    | 8            | 0.2     | 754                  | 20.5    |
| 30-34             | 3051                 | 100.0   | 2651        | 86.9    | 4            | 0.1     | 396                  | 13.0    |
| 35-39             | 1454                 | 100.0   | 1189        | 81.8    | 3            | 0.2     | 262                  | 18.0    |
| 40+               | 300                  | 100.0   | 221         | 73.7    | 5            | 1.7     | 74                   | 24.7    |
| <b>Kent</b>       | 2461                 | 100.0   | 1957        | 79.5    | 3            | 0.1     | 501                  | 20.4    |
| <15               | 7                    | 100.0   | 3           | 42.9    | 0            | 0.0     | 4                    | 57.1    |
| 15-19             | 390                  | 100.0   | 263         | 67.4    | 1            | 0.3     | 126                  | 32.3    |
| 15-17             | 123                  | 100.0   | 78          | 63.4    | 0            | 0.0     | 45                   | 36.6    |
| 18-19             | 267                  | 100.0   | 185         | 69.3    | 1            | 0.4     | 81                   | 30.3    |
| 20-24             | 825                  | 100.0   | 647         | 78.4    | 2            | 0.2     | 176                  | 21.3    |
| 25-29             | 635                  | 100.0   | 521         | 82.0    | 0            | 0.0     | 114                  | 18.0    |
| 30-34             | 391                  | 100.0   | 349         | 89.3    | 0            | 0.0     | 42                   | 10.7    |
| 35-39             | 181                  | 100.0   | 151         | 83.4    | 0            | 0.0     | 30                   | 16.6    |
| 40+               | 32                   | 100.0   | 23          | 71.9    | 0            | 0.0     | 9                    | 28.1    |
| <b>New Castle</b> | 9684                 | 100.0   | 7110        | 73.4    | 26           | 0.3     | 2548                 | 26.3    |
| <15               | 45                   | 100.0   | 20          | 44.4    | 0            | 0.0     | 25                   | 55.6    |
| 15-19             | 1327                 | 100.0   | 775         | 58.4    | 2            | 0.2     | 550                  | 41.4    |
| 15-17             | 515                  | 100.0   | 281         | 54.6    | 0            | 0.0     | 234                  | 45.4    |
| 18-19             | 812                  | 100.0   | 494         | 60.8    | 2            | 0.2     | 316                  | 38.9    |
| 20-24             | 2345                 | 100.0   | 1472        | 62.8    | 5            | 0.2     | 868                  | 37.0    |
| 25-29             | 2446                 | 100.0   | 1894        | 77.4    | 7            | 0.3     | 545                  | 22.3    |
| 30-34             | 2223                 | 100.0   | 1916        | 86.2    | 4            | 0.2     | 303                  | 13.6    |
| 35-39             | 1080                 | 100.0   | 875         | 81.0    | 3            | 0.3     | 202                  | 18.7    |
| 40+               | 218                  | 100.0   | 158         | 72.5    | 5            | 2.3     | 55                   | 25.2    |
| <b>Sussex</b>     | 2376                 | 100.0   | 1979        | 83.3    | 4            | 0.2     | 393                  | 16.5    |
| <15               | 14                   | 100.0   | 8           | 57.1    | 0            | 0.0     | 6                    | 42.9    |
| 15-19             | 376                  | 100.0   | 292         | 77.7    | 1            | 0.3     | 83                   | 22.1    |
| 15-17             | 132                  | 100.0   | 93          | 70.5    | 0            | 0.0     | 39                   | 29.5    |
| 18-19             | 244                  | 100.0   | 199         | 81.6    | 1            | 0.4     | 44                   | 18.0    |
| 20-24             | 704                  | 100.0   | 584         | 83.0    | 2            | 0.3     | 118                  | 16.8    |
| 25-29             | 602                  | 100.0   | 506         | 84.1    | 1            | 0.2     | 95                   | 15.8    |
| 30-34             | 437                  | 100.0   | 386         | 88.3    | 0            | 0.0     | 51                   | 11.7    |
| 35-39             | 193                  | 100.0   | 163         | 84.5    | 0            | 0.0     | 30                   | 15.5    |
| 40+               | 50                   | 100.0   | 40          | 80.0    | 0            | 0.0     | 10                   | 20.0    |

**Notes:**

1. Percentages may not add to 100% due to rounding.
2. Percentages are calculated based upon the total number of pregnancies within each area-age category.
3. Percentages for the age categories "<15" and "40+" may be misleading due to the small number of pregnancies in this category.

**Source:**

Delaware Health Statistics Center

PRAGECTY

TABLE D-2  
NUMBER AND PERCENT OF REPORTED PREGNANCIES BY RACE, HISPANIC ORIGIN, AND AGE OF WOMAN

DELAWARE, 2000

| Race-<br>Hispanic Origin/<br>Age | Reported Pregnancies |         |             |         |              |         |                      |         |
|----------------------------------|----------------------|---------|-------------|---------|--------------|---------|----------------------|---------|
|                                  | Total                |         | Live Births |         | Fetal Deaths |         | Induced Terminations |         |
|                                  | Number               | Percent | Number      | Percent | Number       | Percent | Number               | Percent |
| <b>All Races</b>                 | 14521                | 100.0   | 11046       | 76.1    | 33           | 0.2     | 3442                 | 23.7    |
| <15                              | 66                   | 100.0   | 31          | 47.0    | 0            | 0.0     | 35                   | 53.0    |
| 15-19                            | 2093                 | 100.0   | 1330        | 63.5    | 4            | 0.2     | 759                  | 36.3    |
| 15-17                            | 770                  | 100.0   | 452         | 58.7    | 0            | 0.0     | 318                  | 41.3    |
| 18-19                            | 1323                 | 100.0   | 878         | 66.4    | 4            | 0.3     | 441                  | 33.3    |
| 20-24                            | 3874                 | 100.0   | 2703        | 69.8    | 9            | 0.2     | 1162                 | 30.0    |
| 25-29                            | 3683                 | 100.0   | 2921        | 79.3    | 8            | 0.2     | 754                  | 20.5    |
| 30-34                            | 3051                 | 100.0   | 2651        | 86.9    | 4            | 0.1     | 396                  | 13.0    |
| 35-39                            | 1454                 | 100.0   | 1189        | 81.8    | 3            | 0.2     | 262                  | 18.0    |
| 40+                              | 300                  | 100.0   | 221         | 73.7    | 5            | 1.7     | 74                   | 24.7    |
| <b>White</b>                     | 9777                 | 100.0   | 7889        | 80.7    | 24           | 0.2     | 1864                 | 19.1    |
| <15                              | 22                   | 100.0   | 10          | 45.5    | 0            | 0.0     | 12                   | 54.5    |
| 15-19                            | 1135                 | 100.0   | 730         | 64.3    | 2            | 0.2     | 403                  | 35.5    |
| 15-17                            | 378                  | 100.0   | 211         | 55.8    | 0            | 0.0     | 167                  | 44.2    |
| 18-19                            | 757                  | 100.0   | 519         | 68.6    | 2            | 0.3     | 236                  | 31.2    |
| 20-24                            | 2332                 | 100.0   | 1717        | 73.6    | 7            | 0.3     | 608                  | 26.1    |
| 25-29                            | 2584                 | 100.0   | 2179        | 84.3    | 5            | 0.2     | 400                  | 15.5    |
| 30-34                            | 2365                 | 100.0   | 2140        | 90.5    | 4            | 0.2     | 221                  | 9.3     |
| 35-39                            | 1109                 | 100.0   | 934         | 84.2    | 2            | 0.2     | 173                  | 15.6    |
| 40+                              | 230                  | 100.0   | 179         | 77.8    | 4            | 1.7     | 47                   | 20.4    |
| <b>Black</b>                     | 4116                 | 100.0   | 2634        | 64.0    | 9            | 0.2     | 1473                 | 35.8    |
| <15                              | 42                   | 100.0   | 20          | 47.6    | 0            | 0.0     | 22                   | 52.4    |
| 15-19                            | 922                  | 100.0   | 577         | 62.6    | 2            | 0.2     | 343                  | 37.2    |
| 15-17                            | 379                  | 100.0   | 235         | 62.0    | 0            | 0.0     | 144                  | 38.0    |
| 18-19                            | 543                  | 100.0   | 342         | 63.0    | 2            | 0.4     | 199                  | 36.6    |
| 20-24                            | 1420                 | 100.0   | 890         | 62.7    | 2            | 0.1     | 528                  | 37.2    |
| 25-29                            | 878                  | 100.0   | 549         | 62.5    | 3            | 0.3     | 326                  | 37.1    |
| 30-34                            | 529                  | 100.0   | 371         | 70.1    | 0            | 0.0     | 158                  | 29.9    |
| 35-39                            | 275                  | 100.0   | 197         | 71.6    | 1            | 0.4     | 77                   | 28.0    |
| 40+                              | 50                   | 100.0   | 30          | 60.0    | 1            | 2.0     | 19                   | 38.0    |
| <b>Other</b>                     | 628                  | 100.0   | 523         | 83.3    | 0            | 0.0     | 105                  | 16.7    |
| <15                              | 2                    | 100.0   | 1           | 50.0    | 0            | 0.0     | 1                    | 50.0    |
| 15-19                            | 36                   | 100.0   | 23          | 63.9    | 0            | 0.0     | 13                   | 36.1    |
| 15-17                            | 13                   | 100.0   | 6           | 46.2    | 0            | 0.0     | 7                    | 53.8    |
| 18-19                            | 23                   | 100.0   | 17          | 73.9    | 0            | 0.0     | 6                    | 26.1    |
| 20-24                            | 122                  | 100.0   | 96          | 78.7    | 0            | 0.0     | 26                   | 21.3    |
| 25-29                            | 221                  | 100.0   | 193         | 87.3    | 0            | 0.0     | 28                   | 12.7    |
| 30-34                            | 157                  | 100.0   | 140         | 89.2    | 0            | 0.0     | 17                   | 10.8    |
| 35-39                            | 70                   | 100.0   | 58          | 82.9    | 0            | 0.0     | 12                   | 17.1    |
| 40+                              | 20                   | 100.0   | 12          | 60.0    | 0            | 0.0     | 8                    | 40.0    |
| <b>Hispanic*</b>                 | 1250                 | 100.0   | 1023        | 81.8    | 3            | 0.2     | 224                  | 17.9    |
| <15                              | 5                    | 100.0   | 5           | 100.0   | 0            | 0.0     | 0                    | 0.0     |
| 15-19                            | 197                  | 100.0   | 158         | 80.2    | 0            | 0.0     | 39                   | 19.8    |
| 15-17                            | 70                   | 100.0   | 53          | 75.7    | 0            | 0.0     | 17                   | 24.3    |
| 18-19                            | 127                  | 100.0   | 105         | 82.7    | 0            | 0.0     | 22                   | 17.3    |
| 20-24                            | 419                  | 100.0   | 332         | 79.2    | 2            | 0.5     | 85                   | 20.3    |
| 25-29                            | 355                  | 100.0   | 287         | 80.8    | 0            | 0.0     | 68                   | 19.2    |
| 30-34                            | 183                  | 100.0   | 166         | 90.7    | 0            | 0.0     | 17                   | 9.3     |
| 35-39                            | 70                   | 100.0   | 59          | 84.3    | 0            | 0.0     | 11                   | 15.7    |
| 40+                              | 21                   | 100.0   | 16          | 76.2    | 1            | 4.8     | 4                    | 19.0    |

**Notes:**

1. Percentages may not add to 100% due to rounding.
2. Percentages are calculated based upon the total number of pregnancies within each race-age category.
3. Percentages for the age categories "<15" and "40+" may be misleading due to the small number of pregnancies in this category.
4. \*Persons of Hispanic origin may be of any race.

PRACEAGE

**Source:**

Delaware Health Statistics Center

TABLE D-3  
NUMBER AND PERCENT OF REPORTED PREGNANCIES BY RACE, HISPANIC ORIGIN, AND EDUCATION OF WOMAN  
DELAWARE, 2000

| Race-<br>Hispanic Origin/<br>Education | Reported Pregnancies |         |             |         |              |         |                      |         |
|--|----------------------|---------|-------------|---------|--------------|---------|----------------------|---------|
|  | Total                |         | Live Births |         | Fetal Deaths |         | Induced Terminations |         |
|  | Number               | Percent | Number      | Percent | Number       | Percent | Number               | Percent |
| <b>All Races</b>                       | 14521                | 100.0   | 11046       | 76.1    | 33           | 0.2     | 3442                 | 23.7    |
| <9                                     | 641                  | 100.0   | 571         | 89.1    | 0            | 0.0     | 70                   | 10.9    |
| 9 to 11                                | 2087                 | 100.0   | 1558        | 74.7    | 3            | 0.1     | 526                  | 25.2    |
| H.S. Grad                              | 5264                 | 100.0   | 3739        | 71.0    | 12           | 0.2     | 1513                 | 28.7    |
| 1 to 3 College                         | 2975                 | 100.0   | 2208        | 74.2    | 8            | 0.3     | 759                  | 25.5    |
| 4+ College                             | 3303                 | 100.0   | 2923        | 88.5    | 5            | 0.2     | 375                  | 11.4    |
| Unknown                                | 251                  | 100.0   | 47          | 18.7    | 5            | 2.0     | 199                  | 79.3    |
| <b>White</b>                           | 9777                 | 100.0   | 7889        | 80.7    | 24           | 0.2     | 1864                 | 19.1    |
| <9                                     | 458                  | 100.0   | 419         | 91.5    | 0            | 0.0     | 39                   | 8.5     |
| 9 to 11                                | 1230                 | 100.0   | 913         | 74.2    | 2            | 0.2     | 315                  | 25.6    |
| H.S. Grad                              | 3321                 | 100.0   | 2534        | 76.3    | 7            | 0.2     | 780                  | 23.5    |
| 1 to 3 College                         | 2003                 | 100.0   | 1596        | 79.7    | 6            | 0.3     | 401                  | 20.0    |
| 4+ College                             | 2612                 | 100.0   | 2396        | 91.7    | 5            | 0.2     | 211                  | 8.1     |
| Unknown                                | 153                  | 100.0   | 31          | 20.3    | 4            | 2.6     | 118                  | 77.1    |
| <b>Black</b>                           | 4116                 | 100.0   | 2634        | 64.0    | 9            | 0.2     | 1473                 | 35.8    |
| <9                                     | 90                   | 100.0   | 60          | 66.7    | 0            | 0.0     | 30                   | 33.3    |
| 9 to 11                                | 829                  | 100.0   | 623         | 75.2    | 1            | 0.1     | 205                  | 24.7    |
| H.S. Grad                              | 1798                 | 100.0   | 1096        | 61.0    | 5            | 0.3     | 697                  | 38.8    |
| 1 to 3 College                         | 879                  | 100.0   | 538         | 61.2    | 2            | 0.2     | 339                  | 38.6    |
| 4+ College                             | 439                  | 100.0   | 304         | 69.2    | 0            | 0.0     | 135                  | 30.8    |
| Unknown                                | 81                   | 100.0   | 13          | 16.0    | 1            | 1.2     | 67                   | 82.7    |
| <b>Other</b>                           | 628                  | 100.0   | 523         | 83.3    | 0            | 0.0     | 105                  | 16.7    |
| <9                                     | 93                   | 100.0   | 92          | 98.9    | 0            | 0.0     | 1                    | 1.1     |
| 9 to 11                                | 28                   | 100.0   | 22          | 78.6    | 0            | 0.0     | 6                    | 21.4    |
| H.S. Grad                              | 145                  | 100.0   | 109         | 75.2    | 0            | 0.0     | 36                   | 24.8    |
| 1 to 3 College                         | 93                   | 100.0   | 74          | 79.6    | 0            | 0.0     | 19                   | 20.4    |
| 4+ College                             | 252                  | 100.0   | 223         | 88.5    | 0            | 0.0     | 29                   | 11.5    |
| Unknown                                | 17                   | 100.0   | 3           | 17.6    | 0            | 0.0     | 14                   | 82.4    |
| <b>Hispanic*</b>                       | 1250                 | 100.0   | 1023        | 81.8    | 3            | 0.2     | 224                  | 17.9    |
| <9                                     | 364                  | 100.0   | 342         | 94.0    | 0            | 0.0     | 22                   | 6.0     |
| 9 to 11                                | 297                  | 100.0   | 248         | 83.5    | 0            | 0.0     | 49                   | 16.5    |
| H.S. Grad                              | 367                  | 100.0   | 272         | 74.1    | 2            | 0.5     | 93                   | 25.3    |
| 1 to 3 College                         | 130                  | 100.0   | 98          | 75.4    | 1            | 0.8     | 31                   | 23.8    |
| 4+ College                             | 71                   | 100.0   | 60          | 84.5    | 0            | 0.0     | 11                   | 15.5    |
| Unknown                                | 21                   | 100.0   | 3           | 14.3    | 0            | 0.0     | 18                   | 85.7    |

PEDURACE

**Notes:**

1. Percentages may not add to 100% due to rounding.
2. Percentages are calculated based upon the total number of pregnancies within each race-education category.
3. Percentages for the race category "Other" may be misleading due to the small number of pregnancies in this category.
4. \*Persons of Hispanic origin may be of any race.

**Source:**

Delaware Health Statistics Center

TABLE D-4  
NUMBER AND PERCENT OF REPORTED PREGNANCIES BY RACE AND MARITAL STATUS OF WOMAN  
DELAWARE AND COUNTIES, 2000

| Area/Race/<br>Marital Status | Reported Pregnancies |         |             |         |              |         |                      |         |
|------------------------------|----------------------|---------|-------------|---------|--------------|---------|----------------------|---------|
|                              | Total                |         | Live Births |         | Fetal Deaths |         | Induced Terminations |         |
|                              | Number               | Percent | Number      | Percent | Number       | Percent | Number               | Percent |
| <b>Delaware</b>              |                      |         |             |         |              |         |                      |         |
| All Races                    | 14521                | 100.0   | 11046       | 76.1    | 33           | 0.2     | 3442                 | 23.7    |
| Married                      | 7422                 | 100.0   | 6854        | 92.3    | 16           | 0.2     | 552                  | 7.4     |
| Single                       | 7099                 | 100.0   | 4192        | 59.1    | 17           | 0.2     | 2890                 | 40.7    |
| White                        | 9777                 | 100.0   | 7889        | 80.7    | 24           | 0.2     | 1864                 | 19.1    |
| Married                      | 6045                 | 100.0   | 5673        | 93.8    | 15           | 0.2     | 357                  | 5.9     |
| Single                       | 3732                 | 100.0   | 2216        | 59.4    | 9            | 0.2     | 1507                 | 40.4    |
| Black                        | 4116                 | 100.0   | 2634        | 64.0    | 9            | 0.2     | 1473                 | 35.8    |
| Married                      | 908                  | 100.0   | 766         | 84.4    | 1            | 0.1     | 141                  | 15.5    |
| Single                       | 3208                 | 100.0   | 1868        | 58.2    | 8            | 0.2     | 1332                 | 41.5    |
| Other                        | 628                  | 100.0   | 523         | 83.3    | 0            | 0.0     | 105                  | 16.7    |
| Married                      | 469                  | 100.0   | 415         | 88.5    | 0            | 0.0     | 54                   | 11.5    |
| Single                       | 159                  | 100.0   | 108         | 67.9    | 0            | 0.0     | 51                   | 32.1    |
| <b>Kent</b>                  |                      |         |             |         |              |         |                      |         |
| All Races                    | 2461                 | 100.0   | 1957        | 79.5    | 3            | 0.1     | 501                  | 20.4    |
| Married                      | 1308                 | 100.0   | 1211        | 92.6    | 0            | 0.0     | 97                   | 7.4     |
| Single                       | 1153                 | 100.0   | 746         | 64.7    | 3            | 0.3     | 404                  | 35.0    |
| White                        | 1690                 | 100.0   | 1412        | 83.6    | 2            | 0.1     | 276                  | 16.3    |
| Married                      | 1076                 | 100.0   | 1012        | 94.1    | 0            | 0.0     | 64                   | 5.9     |
| Single                       | 614                  | 100.0   | 400         | 65.1    | 2            | 0.3     | 212                  | 34.5    |
| Black                        | 668                  | 100.0   | 464         | 69.5    | 1            | 0.1     | 203                  | 30.4    |
| Married                      | 165                  | 100.0   | 138         | 83.6    | 0            | 0.0     | 27                   | 16.4    |
| Single                       | 503                  | 100.0   | 326         | 64.8    | 1            | 0.2     | 176                  | 35.0    |
| Other                        | 103                  | 100.0   | 81          | 78.6    | 0            | 0.0     | 22                   | 21.4    |
| Married                      | 67                   | 100.0   | 61          | 91.0    | 0            | 0.0     | 6                    | 9.0     |
| Single                       | 36                   | 100.0   | 20          | 55.6    | 0            | 0.0     | 16                   | 44.4    |
| <b>New Castle</b>            |                      |         |             |         |              |         |                      |         |
| All Races                    | 9684                 | 100.0   | 7110        | 73.4    | 26           | 0.3     | 2548                 | 26.3    |
| Married                      | 4932                 | 100.0   | 4539        | 92.0    | 16           | 0.3     | 377                  | 7.6     |
| Single                       | 4752                 | 100.0   | 2571        | 54.1    | 10           | 0.2     | 2171                 | 45.7    |
| White                        | 6349                 | 100.0   | 5032        | 79.3    | 19           | 0.3     | 1298                 | 20.4    |
| Married                      | 3961                 | 100.0   | 3723        | 94.0    | 15           | 0.4     | 223                  | 5.6     |
| Single                       | 2388                 | 100.0   | 1309        | 54.8    | 4            | 0.2     | 1075                 | 45.0    |
| Black                        | 2922                 | 100.0   | 1744        | 59.7    | 7            | 0.2     | 1171                 | 40.1    |
| Married                      | 623                  | 100.0   | 515         | 82.7    | 1            | 0.2     | 107                  | 17.2    |
| Single                       | 2299                 | 100.0   | 1229        | 53.5    | 6            | 0.3     | 1064                 | 46.3    |
| Other                        | 413                  | 100.0   | 334         | 80.9    | 0            | 0.0     | 79                   | 19.1    |
| Married                      | 348                  | 100.0   | 301         | 86.5    | 0            | 0.0     | 47                   | 13.5    |
| Single                       | 65                   | 100.0   | 33          | 50.8    | 0            | 0.0     | 32                   | 49.2    |
| <b>Sussex</b>                |                      |         |             |         |              |         |                      |         |
| All Races                    | 2376                 | 100.0   | 1979        | 83.3    | 4            | 0.2     | 393                  | 16.5    |
| Married                      | 1182                 | 100.0   | 1104        | 93.4    | 0            | 0.0     | 78                   | 6.6     |
| Single                       | 1194                 | 100.0   | 875         | 73.3    | 4            | 0.3     | 315                  | 26.4    |
| White                        | 1738                 | 100.0   | 1445        | 83.1    | 3            | 0.2     | 290                  | 16.7    |
| Married                      | 1008                 | 100.0   | 938         | 93.1    | 0            | 0.0     | 70                   | 6.9     |
| Single                       | 730                  | 100.0   | 507         | 69.5    | 3            | 0.4     | 220                  | 30.1    |
| Black                        | 526                  | 100.0   | 426         | 81.0    | 1            | 0.2     | 99                   | 18.8    |
| Married                      | 120                  | 100.0   | 113         | 94.2    | 0            | 0.0     | 7                    | 5.8     |
| Single                       | 406                  | 100.0   | 313         | 77.1    | 1            | 0.2     | 92                   | 22.7    |
| Other                        | 112                  | 100.0   | 108         | 96.4    | 0            | 0.0     | 4                    | 3.6     |
| Married                      | 54                   | 100.0   | 53          | 98.1    | 0            | 0.0     | 1                    | 1.9     |
| Single                       | 58                   | 100.0   | 55          | 94.8    | 0            | 0.0     | 3                    | 5.2     |

**Notes:**

1. Percentages may not add to 100% due to rounding.
2. Percentages are calculated based upon the total number of pregnancies within each race-marital status category.
3. Percentages for the race category "Other" may be misleading due to the small number of pregnancies in this category.

**Source:**

Delaware Health Statistics Center

PRMARIT

TABLE D-5  
NUMBER AND FOUR-YEAR AVERAGE RATE OF REPORTED PREGNANCIES BY AGE AND RACE OF WOMAN

DELAWARE AND COUNTIES, 1997-2000

| Area/<br>Age      | Race      |       |        |       |        |       |
|-------------------|-----------|-------|--------|-------|--------|-------|
|                   | All Races |       | White  |       | Black  |       |
|                   | Number    | Rate  | Number | Rate  | Number | Rate  |
| <b>Delaware</b>   | 56450     | 81.8  | 38470  | 76.1  | 15973  | 105.1 |
| <15               | 269       | 2.6   | 94     | 1.3   | 170    | 6.4   |
| 15-19             | 8629      | 80.2  | 4770   | 62.6  | 3716   | 140.8 |
| 15-17             | 3269      | 56.2  | 1708   | N/A   | 1515   | N/A   |
| 18-19             | 5360      | 125.4 | 3062   | N/A   | 2201   | N/A   |
| 20-24             | 14371     | 142.4 | 8718   | 119.8 | 5262   | 235.8 |
| 25-29             | 14591     | 135.3 | 10440  | 135.2 | 3517   | 147.2 |
| 30-34             | 11950     | 99.6  | 9314   | 107.1 | 2118   | 78.9  |
| 35-39             | 5570      | 42.6  | 4300   | 43.9  | 1012   | 36.9  |
| 40+               | 1070      | 4.6   | 834    | 4.7   | 178    | 3.9   |
| <b>Kent</b>       | 9529      | 83.1  | 6593   | 80.2  | 2636   | 94.9  |
| <15               | 42        | 2.1   | 13     | 0.9   | 27     | 5.5   |
| 15-19             | 1555      | 80.0  | 941    | 74.9  | 587    | 94.1  |
| 15-17             | 526       | 49.8  | 312    | N/A   | 206    | N/A   |
| 18-19             | 1029      | 138.2 | 629    | N/A   | 381    | N/A   |
| 20-24             | 2982      | 180.0 | 1901   | 170.8 | 1000   | 214.3 |
| 25-29             | 2444      | 137.8 | 1811   | 141.9 | 539    | 129.9 |
| 30-34             | 1635      | 83.8  | 1270   | 87.4  | 310    | 74.3  |
| 35-39             | 724       | 33.7  | 547    | 33.6  | 144    | 32.6  |
| 40+               | 147       | 4.0   | 110    | 4.0   | 29     | 3.9   |
| <b>New Castle</b> | 37725     | 81.6  | 25110  | 74.8  | 11222  | 109.7 |
| <15               | 169       | 2.6   | 54     | 1.2   | 113    | 6.6   |
| 15-19             | 5441      | 76.2  | 2840   | 55.0  | 2535   | 157.2 |
| 15-17             | 2097      | 57.6  | 1029   | N/A   | 1050   | N/A   |
| 18-19             | 3344      | 113.6 | 1811   | N/A   | 1485   | N/A   |
| 20-24             | 8698      | 124.9 | 4981   | 97.7  | 3502   | 242.0 |
| 25-29             | 9803      | 133.4 | 6773   | 131.0 | 2586   | 155.0 |
| 30-34             | 8686      | 107.7 | 6696   | 117.1 | 1579   | 83.6  |
| 35-39             | 4154      | 48.2  | 3168   | 49.9  | 779    | 41.2  |
| 40+               | 774       | 5.1   | 598    | 5.2   | 128    | 4.0   |
| <b>Sussex</b>     | 9196      | 81.0  | 6767   | 77.6  | 2115   | 96.6  |
| <15               | 58        | 3.0   | 27     | 1.9   | 30     | 6.7   |
| 15-19             | 1633      | 97.4  | 989    | 82.4  | 594    | 147.3 |
| 15-17             | 646       | 57.6  | 367    | N/A   | 259    | N/A   |
| 18-19             | 987       | 168.4 | 622    | N/A   | 335    | N/A   |
| 20-24             | 2691      | 183.2 | 1836   | 172.9 | 760    | 238.7 |
| 25-29             | 2344      | 140.7 | 1856   | 145.9 | 392    | 128.0 |
| 30-34             | 1629      | 82.5  | 1348   | 88.5  | 229    | 60.4  |
| 35-39             | 692       | 29.9  | 585    | 32.0  | 89     | 21.5  |
| 40+               | 149       | 3.4   | 126    | 3.5   | 21     | 3.1   |

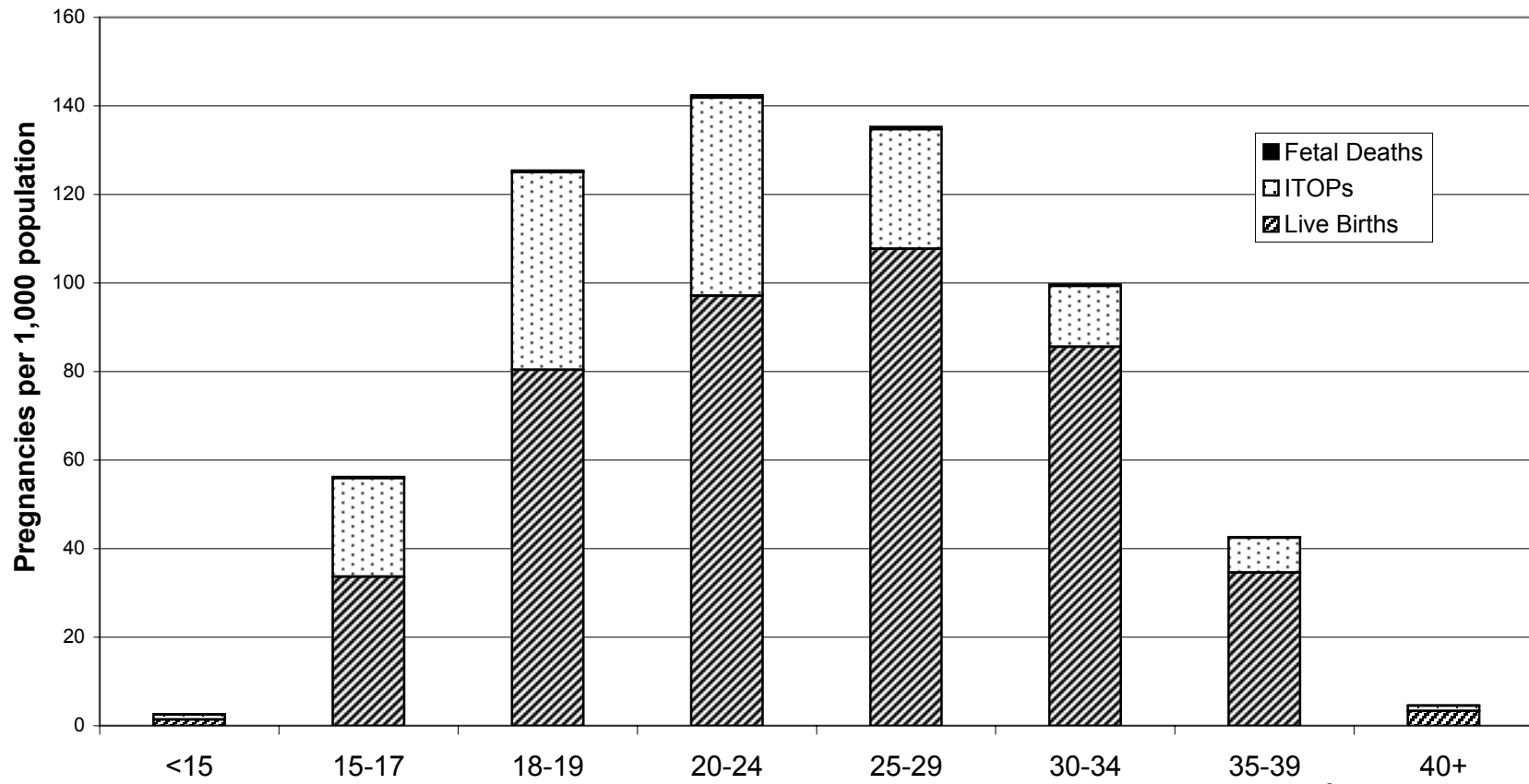
PRACERAT

**Notes:**

1. Reported pregnancies include live births, fetal deaths, and induced terminations of pregnancy.
2. For Delaware and counties, pregnancy rates represent the number of reported pregnancies to women of all ages per 1,000 women 15-44 years of age in the population.
3. For each age group, the denominator for the pregnancy rate is the total number women in the county/state within that age category except the "<15" and "40+" age categories which are based on women ages 10-14 and 40-49, respectively.
4. Comparisons using rates for the "<15" and "40+" age categories may be misleading due to the small number of events in these categories.
5. N/A indicates rate cannot be calculated since population estimates for 15-17 and 18-19 year olds are not available by race.

**Source:** Delaware Health Statistics Center

**Figure D-1**  
**Four-Year Average Pregnancy Rates by Outcome**  
**and Age of Woman**  
**Delaware, 1997-2000**



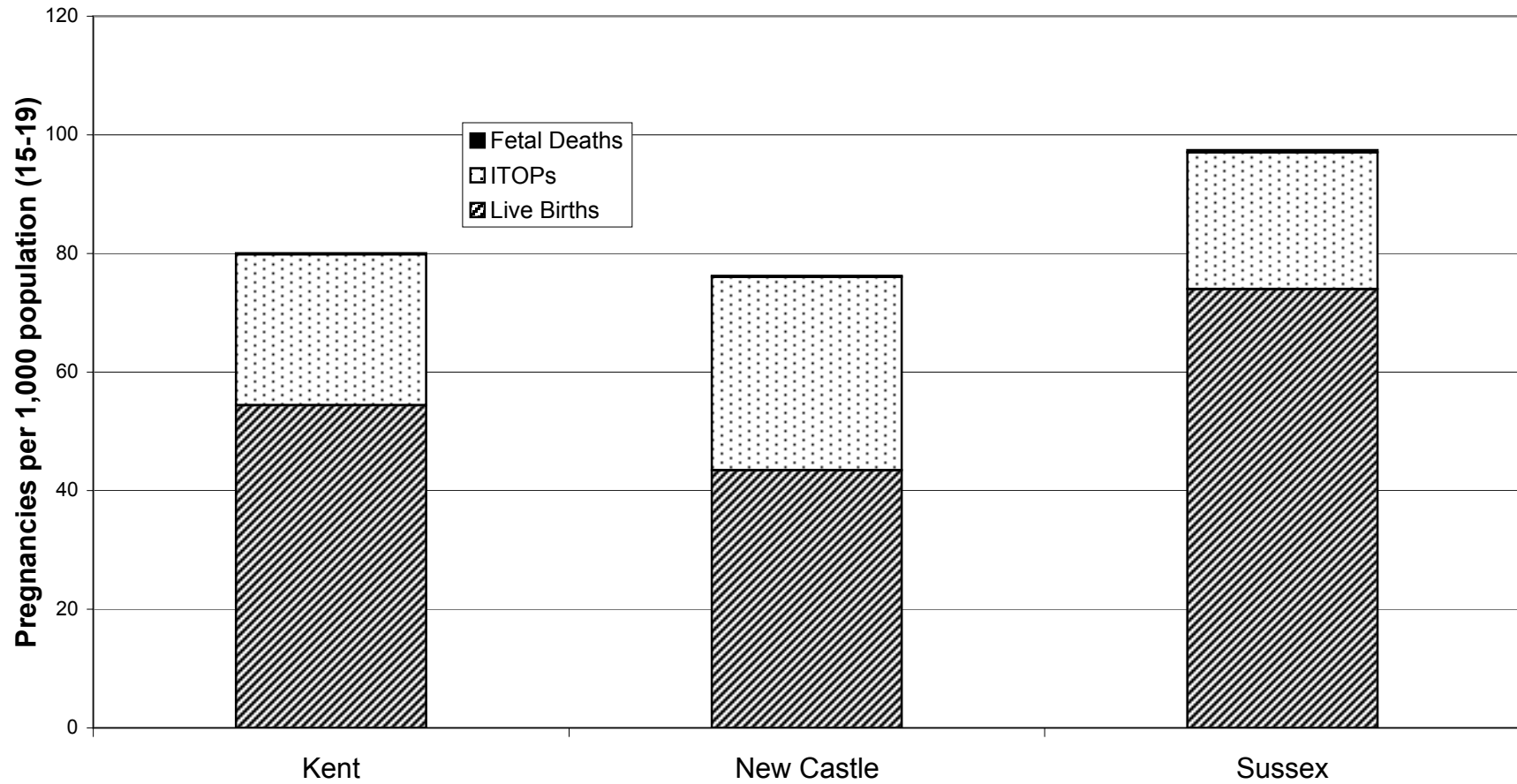
Source:  
 Delaware Health Statistics Center

ITOPs - Induced Terminations of Pregnancy

Age



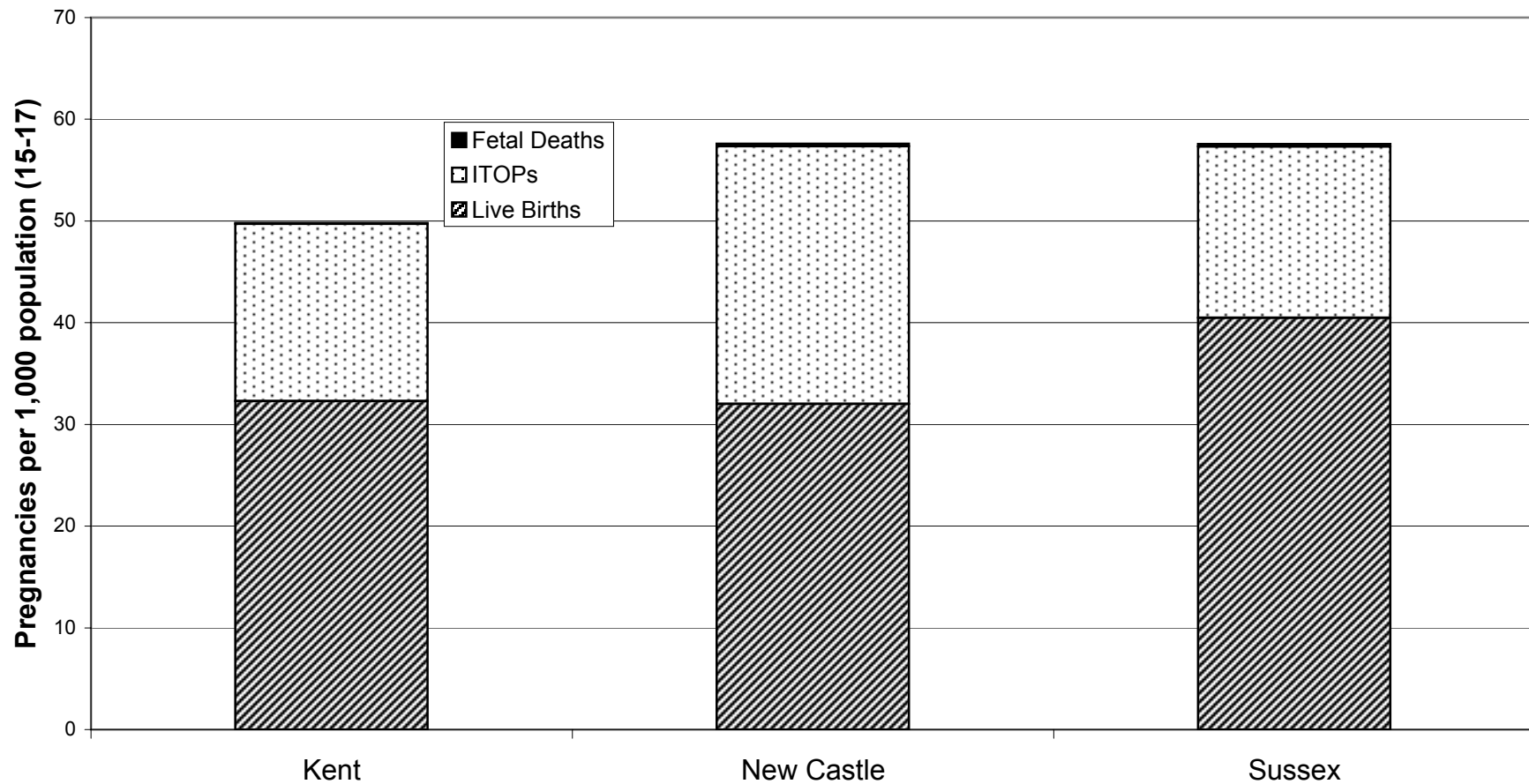
**Figure D-2**  
**Four-Year Average Teen Pregnancy Rates (15-19) by Outcome**  
**Counties, 1997-2000**



ITOPs - Induced Terminations of Pregnancy

*Source:*  
 Delaware Health Statistics Center

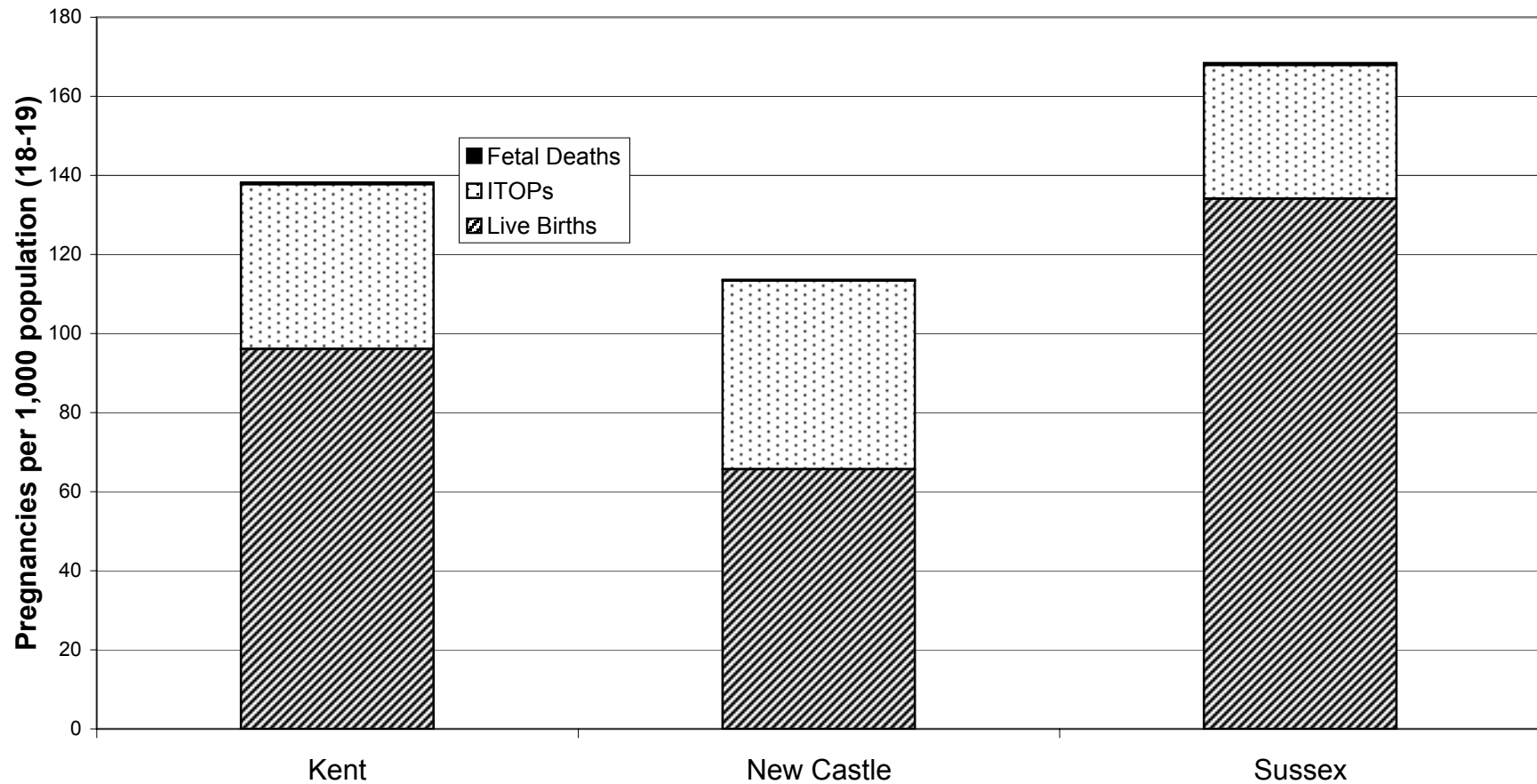
**Figure D-3**  
**Four-Year Average Teen Pregnancy Rates (15-17) by Outcome**  
**Counties, 1997-2000**



ITOPs - Induced Terminations of Pregnancy

Source:  
Delaware Health Statistics Center

**Figure D-4**  
**Four-Year Average Teen Pregnancy Rates (18-19) by Outcome**  
**Counties, 1997-2000**



ITOPs - Induced Terminations of Pregnancy

Source:  
Delaware Health Statistics Center

TABLE D-6  
NUMBER OF FETAL DEATHS BY WEIGHT OF FETUS IN GRAMS AND RACE OF WOMAN

DELAWARE AND COUNTIES, 2000

| Area/<br>Weight   | Race      |           |          |          |
|-------------------|-----------|-----------|----------|----------|
|                   | All Races | White     | Black    | Other    |
| <b>Delaware</b>   | <b>33</b> | <b>24</b> | <b>9</b> | <b>0</b> |
| <500              | 10        | 8         | 2        | 0        |
| 500-749           | 4         | 3         | 1        | 0        |
| 750-999           | 3         | 2         | 1        | 0        |
| 1000-1499         | 2         | 2         | 0        | 0        |
| 1500-1999         | 2         | 1         | 1        | 0        |
| 2000-2499         | 5         | 3         | 2        | 0        |
| 2500+             | 7         | 5         | 2        | 0        |
| Unknown           | 0         | 0         | 0        | 0        |
| <b>Kent</b>       | <b>3</b>  | <b>2</b>  | <b>1</b> | <b>0</b> |
| <500              | 1         | 0         | 1        | 0        |
| 500-749           | 1         | 1         | 0        | 0        |
| 750-999           | 0         | 0         | 0        | 0        |
| 1000-1499         | 0         | 0         | 0        | 0        |
| 1500-1999         | 0         | 0         | 0        | 0        |
| 2000-2499         | 0         | 0         | 0        | 0        |
| 2500+             | 1         | 1         | 0        | 0        |
| Unknown           | 0         | 0         | 0        | 0        |
| <b>New Castle</b> | <b>26</b> | <b>19</b> | <b>7</b> | <b>0</b> |
| <500              | 9         | 8         | 1        | 0        |
| 500-749           | 2         | 1         | 1        | 0        |
| 750-999           | 3         | 2         | 1        | 0        |
| 1000-1499         | 1         | 1         | 0        | 0        |
| 1500-1999         | 1         | 0         | 1        | 0        |
| 2000-2499         | 4         | 3         | 1        | 0        |
| 2500+             | 6         | 4         | 2        | 0        |
| Unknown           | 0         | 0         | 0        | 0        |
| <b>Sussex</b>     | <b>4</b>  | <b>3</b>  | <b>1</b> | <b>0</b> |
| <500              | 0         | 0         | 0        | 0        |
| 500-749           | 1         | 1         | 0        | 0        |
| 750-999           | 0         | 0         | 0        | 0        |
| 1000-1499         | 1         | 1         | 0        | 0        |
| 1500-1999         | 1         | 1         | 0        | 0        |
| 2000-2499         | 1         | 0         | 1        | 0        |
| 2500+             | 0         | 0         | 0        | 0        |
| Unknown           | 0         | 0         | 0        | 0        |

FDWTRACE

**Note:**

1. Fetal deaths are reportable events if the fetus weighs at least 350 grams, or if weight is unknown reached at least 20 weeks of gestation. For more details, see "Basic Definitions".

**Source:**

Delaware Health Statistics Center

TABLE D-7  
NUMBER OF FETAL DEATHS BY WEEKS OF GESTATION AND RACE OF WOMAN

DELAWARE AND COUNTIES, 2000

| Area/<br>Weeks    | Race      |           |          |          |
|-------------------|-----------|-----------|----------|----------|
|                   | All Races | White     | Black    | Other    |
| <b>Delaware</b>   | <b>33</b> | <b>24</b> | <b>9</b> | <b>0</b> |
| <20 Weeks         | 2         | 0         | 2        | 0        |
| 20-24 Weeks       | 7         | 7         | 0        | 0        |
| 25-29 Weeks       | 4         | 3         | 1        | 0        |
| 30-34 Weeks       | 9         | 6         | 3        | 0        |
| 35-39 Weeks       | 8         | 7         | 1        | 0        |
| 40+ Weeks         | 2         | 0         | 2        | 0        |
| Unknown           | 1         | 1         | 0        | 0        |
| <b>Kent</b>       | <b>3</b>  | <b>2</b>  | <b>1</b> | <b>0</b> |
| <20 Weeks         | 1         | 0         | 1        | 0        |
| 20-24 Weeks       | 0         | 0         | 0        | 0        |
| 25-29 Weeks       | 1         | 1         | 0        | 0        |
| 30-34 Weeks       | 0         | 0         | 0        | 0        |
| 35-39 Weeks       | 1         | 1         | 0        | 0        |
| 40+ Weeks         | 0         | 0         | 0        | 0        |
| Unknown           | 0         | 0         | 0        | 0        |
| <b>New Castle</b> | <b>26</b> | <b>19</b> | <b>7</b> | <b>0</b> |
| <20 Weeks         | 1         | 0         | 1        | 0        |
| 20-24 Weeks       | 7         | 7         | 0        | 0        |
| 25-29 Weeks       | 3         | 2         | 1        | 0        |
| 30-34 Weeks       | 6         | 3         | 3        | 0        |
| 35-39 Weeks       | 6         | 6         | 0        | 0        |
| 40+ Weeks         | 2         | 0         | 2        | 0        |
| Unknown           | 1         | 1         | 0        | 0        |
| <b>Sussex</b>     | <b>4</b>  | <b>3</b>  | <b>1</b> | <b>0</b> |
| <20 Weeks         | 0         | 0         | 0        | 0        |
| 20-24 Weeks       | 0         | 0         | 0        | 0        |
| 25-29 Weeks       | 0         | 0         | 0        | 0        |
| 30-34 Weeks       | 3         | 3         | 0        | 0        |
| 35-39 Weeks       | 1         | 0         | 1        | 0        |
| 40+ Weeks         | 0         | 0         | 0        | 0        |
| Unknown           | 0         | 0         | 0        | 0        |

FDGESRAC

**Note:**

1. Fetal deaths are reportable events if the fetus weighs at least 350 grams, or if weight is unknown reached at least 20 weeks of gestation. For more details, see "Basic Definitions".

**Source:**

Delaware Health Statistics Center

TABLE D-8  
NUMBER AND PERCENT OF INDUCED TERMINATIONS OF PREGNANCY BY SELECTED CHARACTERISTICS

DELAWARE, 2000

| Characteristic             | Number | Percent | Characteristic                    | Number | Percent |
|----------------------------|--------|---------|-----------------------------------|--------|---------|
| <b>Total</b>               | 5082   | 100.0%  | <b>Marital Status</b>             |        |         |
|                            |        |         | Married                           | 827    | 16.3%   |
|                            |        |         | Single                            | 4255   | 83.7%   |
| <b>Place of Residence</b>  |        |         | <b>Weeks of Gestation</b>         |        |         |
| Delaware                   | 3442   | 67.7%   | <7 Weeks                          | 1128   | 22.2%   |
| Kent                       | 501    | 9.9%    | 7 Weeks                           | 826    | 16.3%   |
| New Castle                 | 2548   | 50.1%   | 8 Weeks                           | 852    | 16.8%   |
| Sussex                     | 393    | 7.7%    | 9-10 Weeks                        | 1090   | 21.4%   |
| Maryland                   | 695    | 13.7%   | 11-12 Weeks                       | 593    | 11.7%   |
| New Jersey                 | 135    | 2.7%    | 13-15 Weeks                       | 335    | 6.6%    |
| Pennsylvania               | 775    | 15.2%   | 16-20 Weeks                       | 234    | 4.6%    |
| Other State                | 35     | 0.7%    | 21+ Weeks                         | 12     | 0.2%    |
|                            |        |         | Unknown                           | 12     | 0.2%    |
| <b>Age</b>                 |        |         | <b>Type of Procedure</b>          |        |         |
| <15                        | 43     | 0.8%    | Suction Curettage                 | 5041   | 99.2%   |
| 15-17                      | 477    | 9.4%    | Sharp Curettage                   | 0      | 0.0%    |
| 18-19                      | 649    | 12.8%   | Intra-Uterine Installation        | 4      | 0.1%    |
| 20-24                      | 1692   | 33.3%   | Other                             | 32     | 0.6%    |
| 25-29                      | 1094   | 21.5%   | Not Stated                        | 5      | 0.1%    |
| 30-34                      | 624    | 12.3%   | <b>Previous Pregnancies</b>       |        |         |
| 35-39                      | 382    | 7.5%    | None                              | 1400   | 27.5%   |
| 40+                        | 121    | 2.4%    | 1                                 | 1055   | 20.8%   |
|                            |        |         | 2                                 | 996    | 19.6%   |
| <b>Race</b>                |        |         | 3+                                | 1626   | 32.0%   |
| White                      | 2900   | 57.1%   | Not Stated                        | 5      | 0.1%    |
| Black                      | 2031   | 40.0%   | <b>Previous Live Births</b>       |        |         |
| American Indian            | 27     | 0.5%    | None                              | 2076   | 40.9%   |
| Asian and Pacific Islander | 105    | 2.1%    | 1                                 | 1452   | 28.6%   |
| Other Races                | 19     | 0.4%    | 2                                 | 992    | 19.5%   |
|                            |        |         | 3+                                | 556    | 10.9%   |
| <b>Hispanic Origin</b>     |        |         | Not Stated                        | 6      | 0.1%    |
| Yes                        | 284    | 5.6%    | <b>Previous Induced Abortions</b> |        |         |
| No                         | 4793   | 94.3%   | None                              | 2861   | 56.3%   |
| Not Stated                 | 5      | 0.1%    | 1                                 | 1428   | 28.1%   |
|                            |        |         | 2                                 | 512    | 10.1%   |
| <b>Level of Education</b>  |        |         | 3+                                | 275    | 5.4%    |
| <9                         | 91     | 1.8%    | Not Stated                        | 6      | 0.1%    |
| 9-11                       | 780    | 15.3%   |                                   |        |         |
| H.S. Graduate              | 2274   | 44.7%   |                                   |        |         |
| 1 to 3 College             | 1090   | 21.4%   |                                   |        |         |
| 4+ College                 | 599    | 11.8%   |                                   |        |         |
| Unknown                    | 248    | 4.9%    |                                   |        |         |

ABSUMM

**Notes:**

1. Suction Curettage includes Dilation and Evacuation.
2. Persons of Hispanic origin may be of any race.
3. Percentages for each characteristic may not add to 100% due to rounding.
4. Percentages are based on the total number of induced terminations of pregnancy.

**Source:**

Delaware Health Statistics Center

TABLE D-9  
NUMBER AND PERCENT OF INDUCED TERMINATIONS OF PREGNANCY BY PLACE OF RESIDENCE, RACE, AND AGE OF WOMAN

DELAWARE, 2000

| Place of Residence/<br>Race | Age    |         |        |         |        |         |        |         |        |         |        |         |        |         |
|-----------------------------|--------|---------|--------|---------|--------|---------|--------|---------|--------|---------|--------|---------|--------|---------|
|                             | Total  |         | <18    |         | 18-19  |         | 20-24  |         | 25-29  |         | 30-34  |         | 35+    |         |
|                             | Number | Percent | Number | Percent | Number | Percent | Number | Percent | Number | Percent | Number | Percent | Number | Percent |
| <b>All Terminations</b>     | 5082   | 100.0   | 520    | 10.2    | 649    | 12.8    | 1692   | 33.3    | 1094   | 21.5    | 624    | 12.3    | 503    | 9.9     |
| White                       | 2900   | 100.0   | 288    | 9.9     | 376    | 13.0    | 927    | 32.0    | 599    | 20.7    | 379    | 13.1    | 331    | 11.4    |
| Black                       | 2031   | 100.0   | 221    | 10.9    | 265    | 13.0    | 730    | 35.9    | 457    | 22.5    | 220    | 10.8    | 138    | 6.8     |
| Other                       | 151    | 100.0   | 11     | 7.3     | 8      | 5.3     | 35     | 23.2    | 38     | 25.2    | 25     | 16.6    | 34     | 22.5    |
| <b>Delaware</b>             | 3442   | 100.0   | 353    | 10.3    | 441    | 12.8    | 1162   | 33.8    | 754    | 21.9    | 396    | 11.5    | 336    | 9.8     |
| White                       | 1864   | 100.0   | 179    | 9.6     | 236    | 12.7    | 608    | 32.6    | 400    | 21.5    | 221    | 11.9    | 220    | 11.8    |
| Black                       | 1473   | 100.0   | 166    | 11.3    | 199    | 13.5    | 528    | 35.8    | 326    | 22.1    | 158    | 10.7    | 96     | 6.5     |
| Other                       | 105    | 100.0   | 8      | 7.6     | 6      | 5.7     | 26     | 24.8    | 28     | 26.7    | 17     | 16.2    | 20     | 19.0    |
| Kent                        | 501    | 100.0   | 49     | 9.8     | 81     | 16.2    | 176    | 35.1    | 114    | 22.8    | 42     | 8.4     | 39     | 7.8     |
| White                       | 276    | 100.0   | 31     | 11.2    | 41     | 14.9    | 90     | 32.6    | 63     | 22.8    | 25     | 9.1     | 26     | 9.4     |
| Black                       | 203    | 100.0   | 16     | 7.9     | 39     | 19.2    | 79     | 38.9    | 43     | 21.2    | 15     | 7.4     | 11     | 5.4     |
| Other                       | 22     | 100.0   | 2      | 9.1     | 1      | 4.5     | 7      | 31.8    | 8      | 36.4    | 2      | 9.1     | 2      | 9.1     |
| New Castle                  | 2548   | 100.0   | 259    | 10.2    | 316    | 12.4    | 868    | 34.1    | 545    | 21.4    | 303    | 11.9    | 257    | 10.1    |
| White                       | 1298   | 100.0   | 124    | 9.6     | 167    | 12.9    | 426    | 32.8    | 269    | 20.7    | 155    | 11.9    | 157    | 12.1    |
| Black                       | 1171   | 100.0   | 130    | 11.1    | 145    | 12.4    | 424    | 36.2    | 257    | 21.9    | 133    | 11.4    | 82     | 7.0     |
| Other                       | 79     | 100.0   | 5      | 6.3     | 4      | 5.1     | 18     | 22.8    | 19     | 24.1    | 15     | 19.0    | 18     | 22.8    |
| Sussex                      | 393    | 100.0   | 45     | 11.5    | 44     | 11.2    | 118    | 30.0    | 95     | 24.2    | 51     | 13.0    | 40     | 10.2    |
| White                       | 290    | 100.0   | 24     | 8.3     | 28     | 9.7     | 92     | 31.7    | 68     | 23.4    | 41     | 14.1    | 37     | 12.8    |
| Black                       | 99     | 100.0   | 20     | 20.2    | 15     | 15.2    | 25     | 25.3    | 26     | 26.3    | 10     | 10.1    | 3      | 3.0     |
| Other                       | 4      | 100.0   | 1      | 25.0    | 1      | 25.0    | 1      | 25.0    | 1      | 25.0    | 0      | 0.0     | 0      | 0.0     |
| <b>Other State</b>          | 1640   | 100.0   | 167    | 10.2    | 208    | 12.7    | 530    | 32.3    | 340    | 20.7    | 228    | 13.9    | 167    | 10.2    |
| White                       | 1036   | 100.0   | 109    | 10.5    | 140    | 13.5    | 319    | 30.8    | 199    | 19.2    | 158    | 15.3    | 111    | 10.7    |
| Black                       | 558    | 100.0   | 55     | 9.9     | 66     | 11.8    | 202    | 36.2    | 131    | 23.5    | 62     | 11.1    | 42     | 7.5     |
| Other                       | 46     | 100.0   | 3      | 6.5     | 2      | 4.3     | 9      | 19.6    | 10     | 21.7    | 8      | 17.4    | 14     | 30.4    |

ABRACAGE

**Notes:**

1. Percentages may not add to 100% due to rounding.
2. Percentages are calculated based upon the total number of induced terminations of pregnancy in each race category.
3. Percentages for the race category "Other" may be misleading due to the small number of induced terminations of pregnancy in this category.

**Source:**

Delaware Health Statistics Center

TABLE D-10  
NUMBER OF INDUCED TERMINATIONS OF PREGNANCY BY PLACE OF RESIDENCE, AGE, MARITAL STATUS,  
AND RACE OF WOMAN

DELAWARE, 2000

| Place of Residence/<br>Age | Marital Status and Race |       |       |       |           |       |       |       |           |       |       |       |
|----------------------------|-------------------------|-------|-------|-------|-----------|-------|-------|-------|-----------|-------|-------|-------|
|                            | Total                   |       |       |       | Married   |       |       |       | Single    |       |       |       |
|                            | All Races               | White | Black | Other | All Races | White | Black | Other | All Races | White | Black | Other |
| <b>All Terminations</b>    | 5082                    | 2900  | 2031  | 151   | 827       | 563   | 187   | 77    | 4255      | 2337  | 1844  | 74    |
| <15                        | 43                      | 14    | 28    | 1     | 0         | 0     | 0     | 0     | 43        | 14    | 28    | 1     |
| 15-17                      | 477                     | 274   | 193   | 10    | 5         | 3     | 2     | 0     | 472       | 271   | 191   | 10    |
| 18-19                      | 649                     | 376   | 265   | 8     | 16        | 15    | 1     | 0     | 633       | 361   | 264   | 8     |
| 20-24                      | 1692                    | 927   | 730   | 35    | 145       | 101   | 34    | 10    | 1547      | 826   | 696   | 25    |
| 25-29                      | 1094                    | 599   | 457   | 38    | 232       | 157   | 55    | 20    | 862       | 442   | 402   | 18    |
| 30-34                      | 624                     | 379   | 220   | 25    | 229       | 154   | 56    | 19    | 395       | 225   | 164   | 6     |
| 35-39                      | 382                     | 251   | 110   | 21    | 140       | 94    | 30    | 16    | 242       | 157   | 80    | 5     |
| 40+                        | 121                     | 80    | 28    | 13    | 60        | 39    | 9     | 12    | 61        | 41    | 19    | 1     |
| <b>Delaware</b>            | 3442                    | 1864  | 1473  | 105   | 552       | 357   | 141   | 54    | 2890      | 1507  | 1332  | 51    |
| <15                        | 35                      | 12    | 22    | 1     | 0         | 0     | 0     | 0     | 35        | 12    | 22    | 1     |
| 15-17                      | 318                     | 167   | 144   | 7     | 4         | 2     | 2     | 0     | 314       | 165   | 142   | 7     |
| 18-19                      | 441                     | 236   | 199   | 6     | 13        | 12    | 1     | 0     | 428       | 224   | 198   | 6     |
| 20-24                      | 1162                    | 608   | 528   | 26    | 95        | 64    | 22    | 9     | 1067      | 544   | 506   | 17    |
| 25-29                      | 754                     | 400   | 326   | 28    | 162       | 102   | 43    | 17    | 592       | 298   | 283   | 11    |
| 30-34                      | 396                     | 221   | 158   | 17    | 151       | 94    | 43    | 14    | 245       | 127   | 115   | 3     |
| 35-39                      | 262                     | 173   | 77    | 12    | 91        | 60    | 24    | 7     | 171       | 113   | 53    | 5     |
| 40+                        | 74                      | 47    | 19    | 8     | 36        | 23    | 6     | 7     | 38        | 24    | 13    | 1     |
| <b>Kent</b>                | 501                     | 276   | 203   | 22    | 97        | 64    | 27    | 6     | 404       | 212   | 176   | 16    |
| <15                        | 4                       | 0     | 3     | 1     | 0         | 0     | 0     | 0     | 4         | 0     | 3     | 1     |
| 15-17                      | 45                      | 31    | 13    | 1     | 2         | 2     | 0     | 0     | 43        | 29    | 13    | 1     |
| 18-19                      | 81                      | 41    | 39    | 1     | 7         | 7     | 0     | 0     | 74        | 34    | 39    | 1     |
| 20-24                      | 176                     | 90    | 79    | 7     | 24        | 14    | 9     | 1     | 152       | 76    | 70    | 6     |
| 25-29                      | 114                     | 63    | 43    | 8     | 32        | 22    | 7     | 3     | 82        | 41    | 36    | 5     |
| 30-34                      | 42                      | 25    | 15    | 2     | 18        | 9     | 7     | 2     | 24        | 16    | 8     | 0     |
| 35-39                      | 30                      | 21    | 7     | 2     | 7         | 5     | 2     | 0     | 23        | 16    | 5     | 2     |
| 40+                        | 9                       | 5     | 4     | 0     | 7         | 5     | 2     | 0     | 2         | 0     | 2     | 0     |
| <b>New Castle</b>          | 2548                    | 1298  | 1171  | 79    | 377       | 223   | 107   | 47    | 2171      | 1075  | 1064  | 32    |
| <15                        | 25                      | 9     | 16    | 0     | 0         | 0     | 0     | 0     | 25        | 9     | 16    | 0     |
| 15-17                      | 234                     | 115   | 114   | 5     | 2         | 0     | 2     | 0     | 232       | 115   | 112   | 5     |
| 18-19                      | 316                     | 167   | 145   | 4     | 6         | 5     | 1     | 0     | 310       | 162   | 144   | 4     |
| 20-24                      | 868                     | 426   | 424   | 18    | 54        | 33    | 13    | 8     | 814       | 393   | 411   | 10    |
| 25-29                      | 545                     | 269   | 257   | 19    | 105       | 59    | 33    | 13    | 440       | 210   | 224   | 6     |
| 30-34                      | 303                     | 155   | 133   | 15    | 111       | 66    | 33    | 12    | 192       | 89    | 100   | 3     |
| 35-39                      | 202                     | 125   | 67    | 10    | 74        | 46    | 21    | 7     | 128       | 79    | 46    | 3     |
| 40+                        | 55                      | 32    | 15    | 8     | 25        | 14    | 4     | 7     | 30        | 18    | 11    | 1     |
| <b>Sussex</b>              | 393                     | 290   | 99    | 4     | 78        | 70    | 7     | 1     | 315       | 220   | 92    | 3     |
| <15                        | 6                       | 3     | 3     | 0     | 0         | 0     | 0     | 0     | 6         | 3     | 3     | 0     |
| 15-17                      | 39                      | 21    | 17    | 1     | 0         | 0     | 0     | 0     | 39        | 21    | 17    | 1     |
| 18-19                      | 44                      | 28    | 15    | 1     | 0         | 0     | 0     | 0     | 44        | 28    | 15    | 1     |
| 20-24                      | 118                     | 92    | 25    | 1     | 17        | 17    | 0     | 0     | 101       | 75    | 25    | 1     |
| 25-29                      | 95                      | 68    | 26    | 1     | 25        | 21    | 3     | 1     | 70        | 47    | 23    | 0     |
| 30-34                      | 51                      | 41    | 10    | 0     | 22        | 19    | 3     | 0     | 29        | 22    | 7     | 0     |
| 35-39                      | 30                      | 27    | 3     | 0     | 10        | 9     | 1     | 0     | 20        | 18    | 2     | 0     |
| 40+                        | 10                      | 10    | 0     | 0     | 4         | 4     | 0     | 0     | 6         | 6     | 0     | 0     |
| <b>Other State</b>         | 1640                    | 1036  | 558   | 46    | 275       | 206   | 46    | 23    | 1365      | 830   | 512   | 23    |
| <15                        | 8                       | 2     | 6     | 0     | 0         | 0     | 0     | 0     | 8         | 2     | 6     | 0     |
| 15-17                      | 159                     | 107   | 49    | 3     | 1         | 1     | 0     | 0     | 158       | 106   | 49    | 3     |
| 18-19                      | 208                     | 140   | 66    | 2     | 3         | 3     | 0     | 0     | 205       | 137   | 66    | 2     |
| 20-24                      | 530                     | 319   | 202   | 9     | 50        | 37    | 12    | 1     | 480       | 282   | 190   | 8     |
| 25-29                      | 340                     | 199   | 131   | 10    | 70        | 55    | 12    | 3     | 270       | 144   | 119   | 7     |
| 30-34                      | 228                     | 158   | 62    | 8     | 78        | 60    | 13    | 5     | 150       | 98    | 49    | 3     |
| 35-39                      | 120                     | 78    | 33    | 9     | 49        | 34    | 6     | 9     | 71        | 44    | 27    | 0     |
| 40+                        | 47                      | 33    | 9     | 5     | 24        | 16    | 3     | 5     | 23        | 17    | 6     | 0     |

Source:  
Delaware Health Statistics Center

ABMARACE



TABLE D-11  
NUMBER OF INDUCED TERMINATIONS OF PREGNANCY BY PLACE OF RESIDENCE, AGE, MARITAL STATUS,  
AND HISPANIC ORIGIN OF WOMAN

DELAWARE, 2000

| Place of Residence/<br>Age | Marital Status and Hispanic Origin |          |              |            |         |          |              |            |        |          |              |            |
|----------------------------|------------------------------------|----------|--------------|------------|---------|----------|--------------|------------|--------|----------|--------------|------------|
|                            | Total                              |          |              |            | Married |          |              |            | Single |          |              |            |
|                            | Total                              | Hispanic | Not Hispanic | Not Stated | Total   | Hispanic | Not Hispanic | Not Stated | Total  | Hispanic | Not Hispanic | Not Stated |
| <b>All Terminations</b>    | 5082                               | 284      | 4793         | 5          | 827     | 54       | 772          | 1          | 4255   | 230      | 4021         | 4          |
| <15                        | 43                                 | 0        | 43           | 0          | 0       | 0        | 0            | 0          | 43     | 0        | 43           | 0          |
| 15-17                      | 477                                | 28       | 449          | 0          | 5       | 2        | 3            | 0          | 472    | 26       | 446          | 0          |
| 18-19                      | 649                                | 29       | 620          | 0          | 16      | 1        | 15           | 0          | 633    | 28       | 605          | 0          |
| 20-24                      | 1692                               | 108      | 1581         | 3          | 145     | 16       | 129          | 0          | 1547   | 92       | 1452         | 3          |
| 25-29                      | 1094                               | 75       | 1018         | 1          | 232     | 24       | 208          | 0          | 862    | 51       | 810          | 1          |
| 30-34                      | 624                                | 28       | 595          | 1          | 229     | 9        | 219          | 1          | 395    | 19       | 376          | 0          |
| 35-39                      | 382                                | 11       | 371          | 0          | 140     | 1        | 139          | 0          | 242    | 10       | 232          | 0          |
| 40+                        | 121                                | 5        | 116          | 0          | 60      | 1        | 59           | 0          | 61     | 4        | 57           | 0          |
| <b>Delaware</b>            | 3442                               | 224      | 3214         | 4          | 552     | 45       | 506          | 1          | 2890   | 179      | 2708         | 3          |
| <15                        | 35                                 | 0        | 35           | 0          | 0       | 0        | 0            | 0          | 35     | 0        | 35           | 0          |
| 15-17                      | 318                                | 17       | 301          | 0          | 4       | 1        | 3            | 0          | 314    | 16       | 298          | 0          |
| 18-19                      | 441                                | 22       | 419          | 0          | 13      | 1        | 12           | 0          | 428    | 21       | 407          | 0          |
| 20-24                      | 1162                               | 85       | 1075         | 2          | 95      | 13       | 82           | 0          | 1067   | 72       | 993          | 2          |
| 25-29                      | 754                                | 68       | 685          | 1          | 162     | 22       | 140          | 0          | 592    | 46       | 545          | 1          |
| 30-34                      | 396                                | 17       | 378          | 1          | 151     | 6        | 144          | 1          | 245    | 11       | 234          | 0          |
| 35-39                      | 262                                | 11       | 251          | 0          | 91      | 1        | 90           | 0          | 171    | 10       | 161          | 0          |
| 40+                        | 74                                 | 4        | 70           | 0          | 36      | 1        | 35           | 0          | 38     | 3        | 35           | 0          |
| <b>Kent</b>                | 501                                | 19       | 481          | 1          | 97      | 2        | 95           | 0          | 404    | 17       | 386          | 1          |
| <15                        | 4                                  | 0        | 4            | 0          | 0       | 0        | 0            | 0          | 4      | 0        | 4            | 0          |
| 15-17                      | 45                                 | 3        | 42           | 0          | 2       | 1        | 1            | 0          | 43     | 2        | 41           | 0          |
| 18-19                      | 81                                 | 3        | 78           | 0          | 7       | 0        | 7            | 0          | 74     | 3        | 71           | 0          |
| 20-24                      | 176                                | 8        | 167          | 1          | 24      | 1        | 23           | 0          | 152    | 7        | 144          | 1          |
| 25-29                      | 114                                | 3        | 111          | 0          | 32      | 0        | 32           | 0          | 82     | 3        | 79           | 0          |
| 30-34                      | 42                                 | 1        | 41           | 0          | 18      | 0        | 18           | 0          | 24     | 1        | 23           | 0          |
| 35-39                      | 30                                 | 1        | 29           | 0          | 7       | 0        | 7            | 0          | 23     | 1        | 22           | 0          |
| 40+                        | 9                                  | 0        | 9            | 0          | 7       | 0        | 7            | 0          | 2      | 0        | 2            | 0          |
| <b>New Castle</b>          | 2548                               | 162      | 2384         | 2          | 377     | 33       | 344          | 0          | 2171   | 129      | 2040         | 2          |
| <15                        | 25                                 | 0        | 25           | 0          | 0       | 0        | 0            | 0          | 25     | 0        | 25           | 0          |
| 15-17                      | 234                                | 13       | 221          | 0          | 2       | 0        | 2            | 0          | 232    | 13       | 219          | 0          |
| 18-19                      | 316                                | 16       | 300          | 0          | 6       | 1        | 5            | 0          | 310    | 15       | 295          | 0          |
| 20-24                      | 868                                | 61       | 806          | 1          | 54      | 9        | 45           | 0          | 814    | 52       | 761          | 1          |
| 25-29                      | 545                                | 46       | 498          | 1          | 105     | 16       | 89           | 0          | 440    | 30       | 409          | 1          |
| 30-34                      | 303                                | 13       | 290          | 0          | 111     | 5        | 106          | 0          | 192    | 8        | 184          | 0          |
| 35-39                      | 202                                | 9        | 193          | 0          | 74      | 1        | 73           | 0          | 128    | 8        | 120          | 0          |
| 40+                        | 55                                 | 4        | 51           | 0          | 25      | 1        | 24           | 0          | 30     | 3        | 27           | 0          |
| <b>Sussex</b>              | 393                                | 43       | 349          | 1          | 78      | 10       | 67           | 1          | 315    | 33       | 282          | 0          |
| <15                        | 6                                  | 0        | 6            | 0          | 0       | 0        | 0            | 0          | 6      | 0        | 6            | 0          |
| 15-17                      | 39                                 | 1        | 38           | 0          | 0       | 0        | 0            | 0          | 39     | 1        | 38           | 0          |
| 18-19                      | 44                                 | 3        | 41           | 0          | 0       | 0        | 0            | 0          | 44     | 3        | 41           | 0          |
| 20-24                      | 118                                | 16       | 102          | 0          | 17      | 3        | 14           | 0          | 101    | 13       | 88           | 0          |
| 25-29                      | 95                                 | 19       | 76           | 0          | 25      | 6        | 19           | 0          | 70     | 13       | 57           | 0          |
| 30-34                      | 51                                 | 3        | 47           | 1          | 22      | 1        | 20           | 1          | 29     | 2        | 27           | 0          |
| 35-39                      | 30                                 | 1        | 29           | 0          | 10      | 0        | 10           | 0          | 20     | 1        | 19           | 0          |
| 40+                        | 10                                 | 0        | 10           | 0          | 4       | 0        | 4            | 0          | 6      | 0        | 6            | 0          |
| <b>Other State</b>         | 1640                               | 60       | 1579         | 1          | 275     | 9        | 266          | 0          | 1365   | 51       | 1313         | 1          |
| <15                        | 8                                  | 0        | 8            | 0          | 0       | 0        | 0            | 0          | 8      | 0        | 8            | 0          |
| 15-17                      | 159                                | 11       | 148          | 0          | 1       | 1        | 0            | 0          | 158    | 10       | 148          | 0          |
| 18-19                      | 208                                | 7        | 201          | 0          | 3       | 0        | 3            | 0          | 205    | 7        | 198          | 0          |
| 20-24                      | 530                                | 23       | 506          | 1          | 50      | 3        | 47           | 0          | 480    | 20       | 459          | 1          |
| 25-29                      | 340                                | 7        | 333          | 0          | 70      | 2        | 68           | 0          | 270    | 5        | 265          | 0          |
| 30-34                      | 228                                | 11       | 217          | 0          | 78      | 3        | 75           | 0          | 150    | 8        | 142          | 0          |
| 35-39                      | 120                                | 0        | 120          | 0          | 49      | 0        | 49           | 0          | 71     | 0        | 71           | 0          |
| 40+                        | 47                                 | 1        | 46           | 0          | 24      | 0        | 24           | 0          | 23     | 1        | 22           | 0          |

**Note:**

1. Persons of Hispanic origin may be of any race.

ABHISPAN

**Source:**

Delaware Health Statistics Center

TABLE D-12  
NUMBER OF INDUCED TERMINATIONS OF PREGNANCY BY PLACE OF RESIDENCE, EDUCATION,  
AND AGE OF WOMAN  
DELAWARE, 2000

| Place of Residence/<br>Education | Age         |           |            |            |             |             |            |            |            |
|----------------------------------|-------------|-----------|------------|------------|-------------|-------------|------------|------------|------------|
|                                  | Total       | <15       | 15-17      | 18-19      | 20-24       | 25-29       | 30-34      | 35-39      | 40+        |
| <b>All Terminations</b>          | <b>5082</b> | <b>43</b> | <b>477</b> | <b>649</b> | <b>1692</b> | <b>1094</b> | <b>624</b> | <b>382</b> | <b>121</b> |
| <9                               | 91          | 32        | 16         | 5          | 16          | 11          | 7          | 3          | 1          |
| 9 to 11                          | 780         | 7         | 378        | 127        | 154         | 73          | 22         | 16         | 3          |
| H.S. Graduate                    | 2274        | 0         | 58         | 370        | 847         | 496         | 276        | 174        | 53         |
| 1 to 3 College                   | 1090        | 0         | 3          | 123        | 460         | 263         | 147        | 78         | 16         |
| 4+ College                       | 599         | 0         | 0          | 0          | 146         | 204         | 132        | 86         | 31         |
| Unknown                          | 248         | 4         | 22         | 24         | 69          | 47          | 40         | 25         | 17         |
| <b>Delaware</b>                  | <b>3442</b> | <b>35</b> | <b>318</b> | <b>441</b> | <b>1162</b> | <b>754</b>  | <b>396</b> | <b>262</b> | <b>74</b>  |
| <9                               | 70          | 25        | 13         | 3          | 13          | 9           | 3          | 3          | 1          |
| 9 to 11                          | 526         | 6         | 248        | 85         | 107         | 53          | 17         | 8          | 2          |
| H.S. Graduate                    | 1513        | 0         | 35         | 249        | 584         | 336         | 159        | 119        | 31         |
| 1 to 3 College                   | 759         | 0         | 2          | 85         | 313         | 193         | 105        | 51         | 10         |
| 4+ College                       | 375         | 0         | 0          | 0          | 85          | 129         | 83         | 59         | 19         |
| Unknown                          | 199         | 4         | 20         | 19         | 60          | 34          | 29         | 22         | 11         |
| <b>Kent</b>                      | <b>501</b>  | <b>4</b>  | <b>45</b>  | <b>81</b>  | <b>176</b>  | <b>114</b>  | <b>42</b>  | <b>30</b>  | <b>9</b>   |
| <9                               | 10          | 4         | 1          | 1          | 2           | 0           | 0          | 1          | 1          |
| 9 to 11                          | 88          | 0         | 40         | 15         | 17          | 8           | 6          | 2          | 0          |
| H.S. Graduate                    | 237         | 0         | 3          | 42         | 98          | 51          | 21         | 16         | 6          |
| 1 to 3 College                   | 112         | 0         | 0          | 19         | 45          | 35          | 6          | 6          | 1          |
| 4+ College                       | 43          | 0         | 0          | 0          | 9           | 20          | 8          | 5          | 1          |
| Unknown                          | 11          | 0         | 1          | 4          | 5           | 0           | 1          | 0          | 0          |
| <b>New Castle</b>                | <b>2548</b> | <b>25</b> | <b>234</b> | <b>316</b> | <b>868</b>  | <b>545</b>  | <b>303</b> | <b>202</b> | <b>55</b>  |
| <9                               | 41          | 18        | 12         | 1          | 5           | 3           | 0          | 2          | 0          |
| 9 to 11                          | 359         | 3         | 175        | 60         | 75          | 33          | 7          | 4          | 2          |
| H.S. Graduate                    | 1102        | 0         | 27         | 184        | 427         | 242         | 114        | 87         | 21         |
| 1 to 3 College                   | 578         | 0         | 2          | 57         | 245         | 142         | 84         | 40         | 8          |
| 4+ College                       | 298         | 0         | 0          | 0          | 67          | 96          | 72         | 49         | 14         |
| Unknown                          | 170         | 4         | 18         | 14         | 49          | 29          | 26         | 20         | 10         |
| <b>Sussex</b>                    | <b>393</b>  | <b>6</b>  | <b>39</b>  | <b>44</b>  | <b>118</b>  | <b>95</b>   | <b>51</b>  | <b>30</b>  | <b>10</b>  |
| <9                               | 19          | 3         | 0          | 1          | 6           | 6           | 3          | 0          | 0          |
| 9 to 11                          | 79          | 3         | 33         | 10         | 15          | 12          | 4          | 2          | 0          |
| H.S. Graduate                    | 174         | 0         | 5          | 23         | 59          | 43          | 24         | 16         | 4          |
| 1 to 3 College                   | 69          | 0         | 0          | 9          | 23          | 16          | 15         | 5          | 1          |
| 4+ College                       | 34          | 0         | 0          | 0          | 9           | 13          | 3          | 5          | 4          |
| Unknown                          | 18          | 0         | 1          | 1          | 6           | 5           | 2          | 2          | 1          |
| <b>Other State</b>               | <b>1640</b> | <b>8</b>  | <b>159</b> | <b>208</b> | <b>530</b>  | <b>340</b>  | <b>228</b> | <b>120</b> | <b>47</b>  |
| <9                               | 21          | 7         | 3          | 2          | 3           | 2           | 4          | 0          | 0          |
| 9 to 11                          | 254         | 1         | 130        | 42         | 47          | 20          | 5          | 8          | 1          |
| H.S. Graduate                    | 761         | 0         | 23         | 121        | 263         | 160         | 117        | 55         | 22         |
| 1 to 3 College                   | 331         | 0         | 1          | 38         | 147         | 70          | 42         | 27         | 6          |
| 4+ College                       | 224         | 0         | 0          | 0          | 61          | 75          | 49         | 27         | 12         |
| Unknown                          | 49          | 0         | 2          | 5          | 9           | 13          | 11         | 3          | 6          |

ABEDUAGE

**Source:**  
Delaware Health Statistics Center

TABLE D-13  
NUMBER AND PERCENT OF INDUCED TERMINATIONS OF PREGNANCY BY PLACE OF RESIDENCE,  
EDUCATION, AND RACE OF WOMAN

DELAWARE, 2000

| Place of Residence/<br>Education | Race        |         |             |         |             |         |            |         |
|----------------------------------|-------------|---------|-------------|---------|-------------|---------|------------|---------|
|                                  | All Races   |         | White       |         | Black       |         | Other      |         |
|                                  | Number      | Percent | Number      | Percent | Number      | Percent | Number     | Percent |
| <b>All Terminations</b>          | <b>5082</b> | 100.0   | <b>2900</b> | 100.0   | <b>2031</b> | 100.0   | <b>151</b> | 100.0   |
| <9                               | 91          | 1.8     | 54          | 1.9     | 36          | 1.8     | 1          | 0.7     |
| 9 to 11                          | 780         | 15.3    | 486         | 16.8    | 284         | 14.0    | 10         | 6.6     |
| H.S. Graduate                    | 2274        | 44.7    | 1238        | 42.7    | 982         | 48.4    | 54         | 35.8    |
| 1 to 3 College                   | 1090        | 21.4    | 608         | 21.0    | 459         | 22.6    | 23         | 15.2    |
| 4+ College                       | 599         | 11.8    | 358         | 12.3    | 193         | 9.5     | 48         | 31.8    |
| Unknown                          | 248         | 4.9     | 156         | 5.4     | 77          | 3.8     | 15         | 9.9     |
| <b>Delaware</b>                  | <b>3442</b> | 100.0   | <b>1864</b> | 100.0   | <b>1473</b> | 100.0   | <b>105</b> | 100.0   |
| <9                               | 70          | 2.0     | 39          | 2.1     | 30          | 2.0     | 1          | 1.0     |
| 9 to 11                          | 526         | 15.3    | 315         | 16.9    | 205         | 13.9    | 6          | 5.7     |
| H.S. Graduate                    | 1513        | 44.0    | 780         | 41.8    | 697         | 47.3    | 36         | 34.3    |
| 1 to 3 College                   | 759         | 22.1    | 401         | 21.5    | 339         | 23.0    | 19         | 18.1    |
| 4+ College                       | 375         | 10.9    | 211         | 11.3    | 135         | 9.2     | 29         | 27.6    |
| Unknown                          | 199         | 5.8     | 118         | 6.3     | 67          | 4.5     | 14         | 13.3    |
| <b>Kent</b>                      | <b>501</b>  | 100.0   | <b>276</b>  | 100.0   | <b>203</b>  | 100.0   | <b>22</b>  | 100.0   |
| <9                               | 10          | 2.0     | 4           | 1.4     | 5           | 2.5     | 1          | 4.5     |
| 9 to 11                          | 88          | 17.6    | 63          | 22.8    | 24          | 11.8    | 1          | 4.5     |
| H.S. Graduate                    | 237         | 47.3    | 130         | 47.1    | 93          | 45.8    | 14         | 63.6    |
| 1 to 3 College                   | 112         | 22.4    | 47          | 17.0    | 62          | 30.5    | 3          | 13.6    |
| 4+ College                       | 43          | 8.6     | 24          | 8.7     | 17          | 8.4     | 2          | 9.1     |
| Unknown                          | 11          | 2.2     | 8           | 2.9     | 2           | 1.0     | 1          | 4.5     |
| <b>New Castle</b>                | <b>2548</b> | 100.0   | <b>1298</b> | 100.0   | <b>1171</b> | 100.0   | <b>79</b>  | 100.0   |
| <9                               | 41          | 1.6     | 18          | 1.4     | 23          | 2.0     | 0          | 0.0     |
| 9 to 11                          | 359         | 14.1    | 197         | 15.2    | 158         | 13.5    | 4          | 5.1     |
| H.S. Graduate                    | 1102        | 43.2    | 527         | 40.6    | 556         | 47.5    | 19         | 24.1    |
| 1 to 3 College                   | 578         | 22.7    | 299         | 23.0    | 263         | 22.5    | 16         | 20.3    |
| 4+ College                       | 298         | 11.7    | 162         | 12.5    | 109         | 9.3     | 27         | 34.2    |
| Unknown                          | 170         | 6.7     | 95          | 7.3     | 62          | 5.3     | 13         | 16.5    |
| <b>Sussex</b>                    | <b>393</b>  | 100.0   | <b>290</b>  | 100.0   | <b>99</b>   | 100.0   | <b>4</b>   | 100.0   |
| <9                               | 19          | 4.8     | 17          | 5.9     | 2           | 2.0     | 0          | 0.0     |
| 9 to 11                          | 79          | 20.1    | 55          | 19.0    | 23          | 23.2    | 1          | 25.0    |
| H.S. Graduate                    | 174         | 44.3    | 123         | 42.4    | 48          | 48.5    | 3          | 75.0    |
| 1 to 3 College                   | 69          | 17.6    | 55          | 19.0    | 14          | 14.1    | 0          | 0.0     |
| 4+ College                       | 34          | 8.7     | 25          | 8.6     | 9           | 9.1     | 0          | 0.0     |
| Unknown                          | 18          | 4.6     | 15          | 5.2     | 3           | 3.0     | 0          | 0.0     |
| <b>Other State</b>               | <b>1640</b> | 100.0   | <b>1036</b> | 100.0   | <b>558</b>  | 100.0   | <b>46</b>  | 100.0   |
| <9                               | 21          | 1.3     | 15          | 1.4     | 6           | 1.1     | 0          | 0.0     |
| 9 to 11                          | 254         | 15.5    | 171         | 16.5    | 79          | 14.2    | 4          | 8.7     |
| H.S. Graduate                    | 761         | 46.4    | 458         | 44.2    | 285         | 51.1    | 18         | 39.1    |
| 1 to 3 College                   | 331         | 20.2    | 207         | 20.0    | 120         | 21.5    | 4          | 8.7     |
| 4+ College                       | 224         | 13.7    | 147         | 14.2    | 58          | 10.4    | 19         | 41.3    |
| Unknown                          | 49          | 3.0     | 38          | 3.7     | 10          | 1.8     | 1          | 2.2     |

ABEDURAC

**Notes:**

1. Percentages may not add to 100% due to rounding.
2. Percentages are calculated based upon the total number of induced terminations of pregnancy in each race category.
3. Percentages for the race category "Other" may be misleading due to the small number of induced terminations of pregnancy in this category.

**Source:**

Delaware Health Statistics Center

TABLE D-14  
NUMBER OF INDUCED TERMINATIONS OF PREGNANCY BY PLACE OF RESIDENCE,  
WEEKS OF GESTATION, AND AGE OF WOMAN

DELAWARE, 2000

| Place of Residence/<br>Weeks | Age   |     |       |       |       |       |       |       |     |
|------------------------------|-------|-----|-------|-------|-------|-------|-------|-------|-----|
|                              | Total | <15 | 15-17 | 18-19 | 20-24 | 25-29 | 30-34 | 35-39 | 40+ |
| <b>All Terminations</b>      | 5082  | 43  | 477   | 649   | 1692  | 1094  | 624   | 382   | 121 |
| <7 Weeks                     | 1128  | 6   | 88    | 140   | 356   | 277   | 154   | 85    | 22  |
| 7 Weeks                      | 826   | 5   | 51    | 86    | 278   | 191   | 127   | 67    | 21  |
| 8 Weeks                      | 852   | 6   | 89    | 100   | 274   | 190   | 100   | 67    | 26  |
| 9-10 Weeks                   | 1090  | 10  | 105   | 141   | 370   | 227   | 128   | 84    | 25  |
| 11-12 Weeks                  | 593   | 7   | 62    | 105   | 212   | 104   | 53    | 40    | 10  |
| 13-15 Weeks                  | 335   | 5   | 39    | 40    | 125   | 66    | 30    | 20    | 10  |
| 16-20 Weeks                  | 234   | 4   | 41    | 36    | 70    | 36    | 26    | 15    | 6   |
| 21+ Weeks                    | 12    | 0   | 2     | 0     | 4     | 0     | 4     | 1     | 1   |
| Unknown                      | 12    | 0   | 0     | 1     | 3     | 3     | 2     | 3     | 0   |
| <b>Delaware</b>              | 3442  | 35  | 318   | 441   | 1162  | 754   | 396   | 262   | 74  |
| <7 Weeks                     | 718   | 4   | 58    | 89    | 217   | 183   | 98    | 58    | 11  |
| 7 Weeks                      | 567   | 5   | 36    | 48    | 196   | 140   | 81    | 45    | 16  |
| 8 Weeks                      | 576   | 6   | 58    | 65    | 185   | 131   | 67    | 47    | 17  |
| 9-10 Weeks                   | 749   | 9   | 73    | 106   | 264   | 154   | 76    | 53    | 14  |
| 11-12 Weeks                  | 441   | 6   | 43    | 77    | 161   | 77    | 36    | 35    | 6   |
| 13-15 Weeks                  | 232   | 3   | 21    | 30    | 93    | 45    | 21    | 13    | 6   |
| 16-20 Weeks                  | 144   | 2   | 27    | 25    | 44    | 23    | 11    | 8     | 4   |
| 21+ Weeks                    | 6     | 0   | 2     | 0     | 0     | 0     | 4     | 0     | 0   |
| Unknown                      | 9     | 0   | 0     | 1     | 2     | 1     | 2     | 3     | 0   |
| <b>Kent</b>                  | 501   | 4   | 45    | 81    | 176   | 114   | 42    | 30    | 9   |
| <7 Weeks                     | 117   | 1   | 13    | 14    | 35    | 35    | 12    | 6     | 1   |
| 7 Weeks                      | 70    | 1   | 2     | 6     | 21    | 19    | 9     | 9     | 3   |
| 8 Weeks                      | 77    | 1   | 5     | 10    | 32    | 15    | 9     | 2     | 3   |
| 9-10 Weeks                   | 106   | 1   | 12    | 17    | 46    | 18    | 4     | 7     | 1   |
| 11-12 Weeks                  | 86    | 0   | 7     | 23    | 27    | 20    | 3     | 5     | 1   |
| 13-15 Weeks                  | 27    | 0   | 3     | 7     | 10    | 5     | 1     | 1     | 0   |
| 16-20 Weeks                  | 16    | 0   | 3     | 3     | 5     | 2     | 3     | 0     | 0   |
| 21+ Weeks                    | 1     | 0   | 0     | 0     | 0     | 0     | 1     | 0     | 0   |
| Unknown                      | 1     | 0   | 0     | 1     | 0     | 0     | 0     | 0     | 0   |
| <b>New Castle</b>            | 2548  | 25  | 234   | 316   | 868   | 545   | 303   | 202   | 55  |
| <7 Weeks                     | 487   | 2   | 40    | 60    | 145   | 119   | 69    | 43    | 9   |
| 7 Weeks                      | 450   | 4   | 29    | 39    | 161   | 112   | 60    | 34    | 11  |
| 8 Weeks                      | 445   | 3   | 47    | 51    | 135   | 101   | 54    | 42    | 12  |
| 9-10 Weeks                   | 550   | 6   | 50    | 80    | 197   | 111   | 61    | 35    | 10  |
| 11-12 Weeks                  | 309   | 5   | 31    | 45    | 120   | 47    | 29    | 27    | 5   |
| 13-15 Weeks                  | 185   | 3   | 16    | 22    | 74    | 36    | 19    | 10    | 5   |
| 16-20 Weeks                  | 110   | 2   | 20    | 19    | 34    | 18    | 6     | 8     | 3   |
| 21+ Weeks                    | 4     | 0   | 1     | 0     | 0     | 0     | 3     | 0     | 0   |
| Unknown                      | 8     | 0   | 0     | 0     | 2     | 1     | 2     | 3     | 0   |
| <b>Sussex</b>                | 393   | 6   | 39    | 44    | 118   | 95    | 51    | 30    | 10  |
| <7 Weeks                     | 114   | 1   | 5     | 15    | 37    | 29    | 17    | 9     | 1   |
| 7 Weeks                      | 47    | 0   | 5     | 3     | 14    | 9     | 12    | 2     | 2   |
| 8 Weeks                      | 54    | 2   | 6     | 4     | 18    | 15    | 4     | 3     | 2   |
| 9-10 Weeks                   | 93    | 2   | 11    | 9     | 21    | 25    | 11    | 11    | 3   |
| 11-12 Weeks                  | 46    | 1   | 5     | 9     | 14    | 10    | 4     | 3     | 0   |
| 13-15 Weeks                  | 20    | 0   | 2     | 1     | 9     | 4     | 1     | 2     | 1   |
| 16-20 Weeks                  | 18    | 0   | 4     | 3     | 5     | 3     | 2     | 0     | 1   |
| 21+ Weeks                    | 1     | 0   | 1     | 0     | 0     | 0     | 0     | 0     | 0   |
| Unknown                      | 0     | 0   | 0     | 0     | 0     | 0     | 0     | 0     | 0   |
| <b>Other State</b>           | 1640  | 8   | 159   | 208   | 530   | 340   | 228   | 120   | 47  |
| <7 Weeks                     | 410   | 2   | 30    | 51    | 139   | 94    | 56    | 27    | 11  |
| 7 Weeks                      | 259   | 0   | 15    | 38    | 82    | 51    | 46    | 22    | 5   |
| 8 Weeks                      | 276   | 0   | 31    | 35    | 89    | 59    | 33    | 20    | 9   |
| 9-10 Weeks                   | 341   | 1   | 32    | 35    | 106   | 73    | 52    | 31    | 11  |
| 11-12 Weeks                  | 152   | 1   | 19    | 28    | 51    | 27    | 17    | 5     | 4   |
| 13-15 Weeks                  | 103   | 2   | 18    | 10    | 32    | 21    | 9     | 7     | 4   |
| 16-20 Weeks                  | 90    | 2   | 14    | 11    | 26    | 13    | 15    | 7     | 2   |
| 21+ Weeks                    | 6     | 0   | 0     | 0     | 4     | 0     | 0     | 1     | 1   |
| Unknown                      | 3     | 0   | 0     | 0     | 1     | 2     | 0     | 0     | 0   |

**Note:**

1. Weeks of gestation are based on clinical estimate.

**Source:**

Delaware Health Statistics Center

ABGESTAG

TABLE D-15  
NUMBER OF INDUCED TERMINATIONS OF PREGNANCY BY PLACE OF RESIDENCE,  
AGE OF WOMAN, AND NUMBER OF PREVIOUS PREGNANCIES

DELAWARE, 2000

| Place of Residence/<br>Age | Number of Previous Pregnancies |      |      |     |      | Not Stated |
|----------------------------|--------------------------------|------|------|-----|------|------------|
|                            | Total                          | None | 1    | 2   | 3+   |            |
| <b>All Terminations</b>    | 5082                           | 1400 | 1055 | 996 | 1626 | 5          |
| <15                        | 43                             | 43   | 0    | 0   | 0    | 0          |
| 15-17                      | 477                            | 378  | 75   | 18  | 6    | 0          |
| 18-19                      | 649                            | 326  | 185  | 86  | 52   | 0          |
| 20-24                      | 1692                           | 433  | 458  | 370 | 431  | 0          |
| 25-29                      | 1094                           | 139  | 190  | 245 | 517  | 3          |
| 30-34                      | 624                            | 55   | 87   | 153 | 328  | 1          |
| 35-39                      | 382                            | 22   | 48   | 91  | 220  | 1          |
| 40+                        | 121                            | 4    | 12   | 33  | 72   | 0          |
| <b>Delaware</b>            | 3442                           | 937  | 688  | 694 | 1120 | 3          |
| <15                        | 35                             | 35   | 0    | 0   | 0    | 0          |
| 15-17                      | 318                            | 250  | 51   | 14  | 3    | 0          |
| 18-19                      | 441                            | 215  | 126  | 63  | 37   | 0          |
| 20-24                      | 1162                           | 290  | 298  | 263 | 311  | 0          |
| 25-29                      | 754                            | 96   | 121  | 178 | 358  | 1          |
| 30-34                      | 396                            | 35   | 51   | 92  | 217  | 1          |
| 35-39                      | 262                            | 15   | 35   | 64  | 147  | 1          |
| 40+                        | 74                             | 1    | 6    | 20  | 47   | 0          |
| <b>Kent</b>                | 501                            | 142  | 117  | 100 | 142  | 0          |
| <15                        | 4                              | 4    | 0    | 0   | 0    | 0          |
| 15-17                      | 45                             | 37   | 8    | 0   | 0    | 0          |
| 18-19                      | 81                             | 42   | 24   | 11  | 4    | 0          |
| 20-24                      | 176                            | 39   | 51   | 36  | 50   | 0          |
| 25-29                      | 114                            | 15   | 25   | 28  | 46   | 0          |
| 30-34                      | 42                             | 3    | 6    | 12  | 21   | 0          |
| 35-39                      | 30                             | 2    | 2    | 12  | 14   | 0          |
| 40+                        | 9                              | 0    | 1    | 1   | 7    | 0          |
| <b>New Castle</b>          | 2548                           | 684  | 487  | 516 | 858  | 3          |
| <15                        | 25                             | 25   | 0    | 0   | 0    | 0          |
| 15-17                      | 234                            | 184  | 34   | 13  | 3    | 0          |
| 18-19                      | 316                            | 145  | 90   | 50  | 31   | 0          |
| 20-24                      | 868                            | 222  | 216  | 196 | 234  | 0          |
| 25-29                      | 545                            | 67   | 81   | 129 | 267  | 1          |
| 30-34                      | 303                            | 29   | 35   | 70  | 168  | 1          |
| 35-39                      | 202                            | 11   | 26   | 46  | 118  | 1          |
| 40+                        | 55                             | 1    | 5    | 12  | 37   | 0          |
| <b>Sussex</b>              | 393                            | 111  | 84   | 78  | 120  | 0          |
| <15                        | 6                              | 6    | 0    | 0   | 0    | 0          |
| 15-17                      | 39                             | 29   | 9    | 1   | 0    | 0          |
| 18-19                      | 44                             | 28   | 12   | 2   | 2    | 0          |
| 20-24                      | 118                            | 29   | 31   | 31  | 27   | 0          |
| 25-29                      | 95                             | 14   | 15   | 21  | 45   | 0          |
| 30-34                      | 51                             | 3    | 10   | 10  | 28   | 0          |
| 35-39                      | 30                             | 2    | 7    | 6   | 15   | 0          |
| 40+                        | 10                             | 0    | 0    | 7   | 3    | 0          |
| <b>Other State</b>         | 1640                           | 463  | 367  | 302 | 506  | 2          |
| <15                        | 8                              | 8    | 0    | 0   | 0    | 0          |
| 15-17                      | 159                            | 128  | 24   | 4   | 3    | 0          |
| 18-19                      | 208                            | 111  | 59   | 23  | 15   | 0          |
| 20-24                      | 530                            | 143  | 160  | 107 | 120  | 0          |
| 25-29                      | 340                            | 43   | 69   | 67  | 159  | 2          |
| 30-34                      | 228                            | 20   | 36   | 61  | 111  | 0          |
| 35-39                      | 120                            | 7    | 13   | 27  | 73   | 0          |
| 40+                        | 47                             | 3    | 6    | 13  | 25   | 0          |

Source:

Delaware Health Statistics Center

ABPRREG

TABLE D-16  
NUMBER OF INDUCED TERMINATIONS OF PREGNANCY BY PLACE OF RESIDENCE,  
AGE OF WOMAN, AND NUMBER OF PREVIOUS LIVE BIRTHS

DELAWARE, 2000

| Place of Residence/<br>Age | Number of Previous Live Births |      |      |     |     | Not Stated |
|----------------------------|--------------------------------|------|------|-----|-----|------------|
|                            | Total                          | None | 1    | 2   | 3+  |            |
| <b>All Terminations</b>    | 5082                           | 2076 | 1452 | 992 | 556 | 6          |
| <15                        | 43                             | 43   | 0    | 0   | 0   | 0          |
| 15-17                      | 477                            | 422  | 51   | 4   | 0   | 0          |
| 18-19                      | 649                            | 430  | 175  | 40  | 4   | 0          |
| 20-24                      | 1692                           | 716  | 592  | 283 | 101 | 0          |
| 25-29                      | 1094                           | 277  | 332  | 293 | 188 | 4          |
| 30-34                      | 624                            | 125  | 177  | 188 | 133 | 1          |
| 35-39                      | 382                            | 53   | 102  | 125 | 101 | 1          |
| 40+                        | 121                            | 10   | 23   | 59  | 29  | 0          |
| <b>Delaware</b>            | 3442                           | 1371 | 1018 | 670 | 380 | 3          |
| <15                        | 35                             | 35   | 0    | 0   | 0   | 0          |
| 15-17                      | 318                            | 280  | 35   | 3   | 0   | 0          |
| 18-19                      | 441                            | 289  | 122  | 26  | 4   | 0          |
| 20-24                      | 1162                           | 463  | 415  | 208 | 76  | 0          |
| 25-29                      | 754                            | 184  | 240  | 198 | 131 | 1          |
| 30-34                      | 396                            | 80   | 111  | 117 | 87  | 1          |
| 35-39                      | 262                            | 37   | 80   | 78  | 66  | 1          |
| 40+                        | 74                             | 3    | 15   | 40  | 16  | 0          |
| <b>Kent</b>                | 501                            | 203  | 157  | 92  | 49  | 0          |
| <15                        | 4                              | 4    | 0    | 0   | 0   | 0          |
| 15-17                      | 45                             | 40   | 5    | 0   | 0   | 0          |
| 18-19                      | 81                             | 56   | 19   | 5   | 1   | 0          |
| 20-24                      | 176                            | 68   | 68   | 25  | 15  | 0          |
| 25-29                      | 114                            | 23   | 40   | 33  | 18  | 0          |
| 30-34                      | 42                             | 6    | 14   | 17  | 5   | 0          |
| 35-39                      | 30                             | 6    | 9    | 7   | 8   | 0          |
| 40+                        | 9                              | 0    | 2    | 5   | 2   | 0          |
| <b>New Castle</b>          | 2548                           | 1016 | 753  | 495 | 281 | 3          |
| <15                        | 25                             | 25   | 0    | 0   | 0   | 0          |
| 15-17                      | 234                            | 206  | 25   | 3   | 0   | 0          |
| 18-19                      | 316                            | 200  | 94   | 20  | 2   | 0          |
| 20-24                      | 868                            | 351  | 306  | 159 | 52  | 0          |
| 25-29                      | 545                            | 141  | 172  | 138 | 93  | 1          |
| 30-34                      | 303                            | 64   | 83   | 90  | 65  | 1          |
| 35-39                      | 202                            | 26   | 63   | 56  | 56  | 1          |
| 40+                        | 55                             | 3    | 10   | 29  | 13  | 0          |
| <b>Sussex</b>              | 393                            | 152  | 108  | 83  | 50  | 0          |
| <15                        | 6                              | 6    | 0    | 0   | 0   | 0          |
| 15-17                      | 39                             | 34   | 5    | 0   | 0   | 0          |
| 18-19                      | 44                             | 33   | 9    | 1   | 1   | 0          |
| 20-24                      | 118                            | 44   | 41   | 24  | 9   | 0          |
| 25-29                      | 95                             | 20   | 28   | 27  | 20  | 0          |
| 30-34                      | 51                             | 10   | 14   | 10  | 17  | 0          |
| 35-39                      | 30                             | 5    | 8    | 15  | 2   | 0          |
| 40+                        | 10                             | 0    | 3    | 6   | 1   | 0          |
| <b>Other State</b>         | 1640                           | 705  | 434  | 322 | 176 | 3          |
| <15                        | 8                              | 8    | 0    | 0   | 0   | 0          |
| 15-17                      | 159                            | 142  | 16   | 1   | 0   | 0          |
| 18-19                      | 208                            | 141  | 53   | 14  | 0   | 0          |
| 20-24                      | 530                            | 253  | 177  | 75  | 25  | 0          |
| 25-29                      | 340                            | 93   | 92   | 95  | 57  | 3          |
| 30-34                      | 228                            | 45   | 66   | 71  | 46  | 0          |
| 35-39                      | 120                            | 16   | 22   | 47  | 35  | 0          |
| 40+                        | 47                             | 7    | 8    | 19  | 13  | 0          |

Source:

Delaware Health Statistics Center

ABPRBIRT

TABLE D-17  
NUMBER OF INDUCED TERMINATIONS OF PREGNANCY BY PLACE OF RESIDENCE,  
AGE OF WOMAN, AND NUMBER OF PREVIOUS INDUCED TERMINATIONS

DELAWARE, 2000

| Place of Residence/<br>Age | Number of Previous Induced Terminations |      |      |     |     | Not Stated |
|----------------------------|---|------|------|-----|-----|------------|
|                            | Total                                   | None | 1    | 2   | 3+  |            |
| <b>All Terminations</b>    | 5082                                    | 2861 | 1428 | 512 | 275 | 6          |
| <15                        | 43                                      | 43   | 0    | 0   | 0   | 0          |
| 15-17                      | 477                                     | 423  | 50   | 2   | 2   | 0          |
| 18-19                      | 649                                     | 465  | 148  | 33  | 3   | 0          |
| 20-24                      | 1692                                    | 932  | 509  | 167 | 84  | 0          |
| 25-29                      | 1094                                    | 485  | 374  | 141 | 91  | 3          |
| 30-34                      | 624                                     | 270  | 202  | 90  | 61  | 1          |
| 35-39                      | 382                                     | 179  | 117  | 58  | 26  | 2          |
| 40+                        | 121                                     | 64   | 28   | 21  | 8   | 0          |
| <b>Delaware</b>            | 3442                                    | 1933 | 953  | 369 | 183 | 4          |
| <15                        | 35                                      | 35   | 0    | 0   | 0   | 0          |
| 15-17                      | 318                                     | 284  | 31   | 2   | 1   | 0          |
| 18-19                      | 441                                     | 307  | 108  | 24  | 2   | 0          |
| 20-24                      | 1162                                    | 643  | 344  | 121 | 54  | 0          |
| 25-29                      | 754                                     | 337  | 249  | 105 | 62  | 1          |
| 30-34                      | 396                                     | 169  | 129  | 57  | 40  | 1          |
| 35-39                      | 262                                     | 120  | 75   | 46  | 19  | 2          |
| 40+                        | 74                                      | 38   | 17   | 14  | 5   | 0          |
| <b>Kent</b>                | 501                                     | 305  | 134  | 43  | 19  | 0          |
| <15                        | 4                                       | 4    | 0    | 0   | 0   | 0          |
| 15-17                      | 45                                      | 43   | 2    | 0   | 0   | 0          |
| 18-19                      | 81                                      | 59   | 20   | 2   | 0   | 0          |
| 20-24                      | 176                                     | 102  | 50   | 14  | 10  | 0          |
| 25-29                      | 114                                     | 60   | 38   | 11  | 5   | 0          |
| 30-34                      | 42                                      | 21   | 13   | 6   | 2   | 0          |
| 35-39                      | 30                                      | 12   | 10   | 7   | 1   | 0          |
| 40+                        | 9                                       | 4    | 1    | 3   | 1   | 0          |
| <b>New Castle</b>          | 2548                                    | 1382 | 710  | 299 | 153 | 4          |
| <15                        | 25                                      | 25   | 0    | 0   | 0   | 0          |
| 15-17                      | 234                                     | 207  | 24   | 2   | 1   | 0          |
| 18-19                      | 316                                     | 211  | 82   | 21  | 2   | 0          |
| 20-24                      | 868                                     | 466  | 258  | 101 | 43  | 0          |
| 25-29                      | 545                                     | 225  | 182  | 83  | 54  | 1          |
| 30-34                      | 303                                     | 128  | 95   | 46  | 33  | 1          |
| 35-39                      | 202                                     | 92   | 55   | 36  | 17  | 2          |
| 40+                        | 55                                      | 28   | 14   | 10  | 3   | 0          |
| <b>Sussex</b>              | 393                                     | 246  | 109  | 27  | 11  | 0          |
| <15                        | 6                                       | 6    | 0    | 0   | 0   | 0          |
| 15-17                      | 39                                      | 34   | 5    | 0   | 0   | 0          |
| 18-19                      | 44                                      | 37   | 6    | 1   | 0   | 0          |
| 20-24                      | 118                                     | 75   | 36   | 6   | 1   | 0          |
| 25-29                      | 95                                      | 52   | 29   | 11  | 3   | 0          |
| 30-34                      | 51                                      | 20   | 21   | 5   | 5   | 0          |
| 35-39                      | 30                                      | 16   | 10   | 3   | 1   | 0          |
| 40+                        | 10                                      | 6    | 2    | 1   | 1   | 0          |
| <b>Other State</b>         | 1640                                    | 928  | 475  | 143 | 92  | 2          |
| <15                        | 8                                       | 8    | 0    | 0   | 0   | 0          |
| 15-17                      | 159                                     | 139  | 19   | 0   | 1   | 0          |
| 18-19                      | 208                                     | 158  | 40   | 9   | 1   | 0          |
| 20-24                      | 530                                     | 289  | 165  | 46  | 30  | 0          |
| 25-29                      | 340                                     | 148  | 125  | 36  | 29  | 2          |
| 30-34                      | 228                                     | 101  | 73   | 33  | 21  | 0          |
| 35-39                      | 120                                     | 59   | 42   | 12  | 7   | 0          |
| 40+                        | 47                                      | 26   | 11   | 7   | 3   | 0          |

Source:

Delaware Health Statistics Center

ABPRABOR