



# Delaware Weekly Influenza Surveillance Report

Week 41 (October 11-17, 2009)

Delaware Division of Public Health

## National Synopsis-2009-2010:

**NOTE:** National data is updated Friday of each week. Please visit <http://www.cdc.gov/flu/weekly/> for the most current information.

## Delaware Influenza Surveillance-2009-2010:

†Influenza positive and confirmed cases reported during week 41, week ending October 17, 2009

	Week 40	Week 41	Cumulative as of week 40
<b>*Specimens positive for influenza</b>			
<b>Flu type A</b>	376	203	579
· A (H1N1)	0	0	0
· A (H3N2)	0	0	0
· A (Unsubtyped)	26	12	38
· A (Novel H1N1)	349	191	540
❖ <b>Flu type B</b>	1	0	1

### §§ Total Laboratory Confirmed Cases Stratified by County and Age Group

#### Counties:

New Castle	167	68	235
· A (H1N1)	0	0	0
· A (H3N2)	0	0	0
· A (Unsubtyped)	12	0	12
· A (Novel H1N1)	155	68	223
❖ Flu Type B	0	0	0
Kent	138	60	198
· A (H1N1)	0	0	0
· A (H3N2)	0	0	0
· A (Unsubtyped)	14	12	26
· A (Novel H1N1)	124	48	172
❖ Flu Type B	0	0	0
Sussex	71	75	146
· A (H1N1)	0	0	0
· A (H3N2)	0	0	0
· A (Unsubtyped)	0	0	0
· A (Novel H1N1)	70	75	145
❖ Flu Type B	1	0	1

New Castle

Age Range:

▪ 0-4 yrs	34	19	53
▪ 5-24 yrs	105	45	150
▪ 25-49 yrs	22	3	25
▪ 50-64 yrs	6	0	6
▪ 65+ yrs	0	1	1

Kent

Age Range

▪ 0-4 yrs	25	8	33
▪ 5-24 yrs	100	43	143
▪ 25-49 yrs	8	8	16
▪ 50-64 yrs	5	1	6
▪ 65+ yrs	0	0	0

Sussex

Age Range

▪ 0-4 yrs	12	20	32
▪ 5-24 yrs	52	47	99
▪ 25-49 yrs	5	5	10
▪ 50-64 yrs	2	2	4
▪ 65+ yrs	0	1	1

**Total in Delaware**

**Week 40**

**Week 41**

**Cumulative as of week40**

Age Range

▪ 0-4 yrs	71	47	118
▪ 5-24 yrs	257	135	392
▪ 25-49 yrs	35	16	51
▪ 50-64 yrs	13	3	16
▪ 65+ yrs	0	2	2

**Hospitalization (s) Stratified by County and Age Group**

New Castle	1	2	3
<u>Age Range:</u>			
▪ 0-4 yrs	0	0	0
▪ 5-18 yrs	1	0	1
▪ 19-24 yrs	0	0	0
▪ 25-49 yrs	0	1	1
▪ 50-64 yrs	0	1	1
▪ 65+ yrs	0	0	0
Kent	3	5	8
<u>Age Range</u>			
▪ 0-4 yrs	1	1	2
▪ 5-18 yrs	1	3	4
▪ 19-24 yrs	0	0	0
▪ 25-49 yrs	1	1	2
▪ 50-64 yrs	0	0	0

▪ 65+ yrs	0	0	0
Sussex	0	5	5
<u>Age Range</u>			
▪ 0-4 yrs	0	2	2
▪ 5-18 yrs	0	0	0
▪ 19-24 yrs	0	0	0
▪ 25-49 yrs	0	1	1
▪ 50-64 yrs	0	2	2
▪ 65+ yrs	0	0	0

Total in Delaware	Week 40	Week 41	Cumulative as of week40
<u>Age Range</u>			
▪ 0-4 yrs	1	3	4
▪ 5-18 yrs	2	3	5
▪ 19-24 yrs	0	0	0
▪ 25-49 yrs	1	3	4
▪ 50-64 yrs	0	3	3
▪ 65+ yrs	0	0	0
Deaths	0	0	0

Annual Seasonal Flu Case Totals	
2004	995
2005	541
2006	508
2007	1401
2008	738
*2009	1422

\* Based on patients with positive nucleic acid and viral culture test results reported to the Division of Public Health.

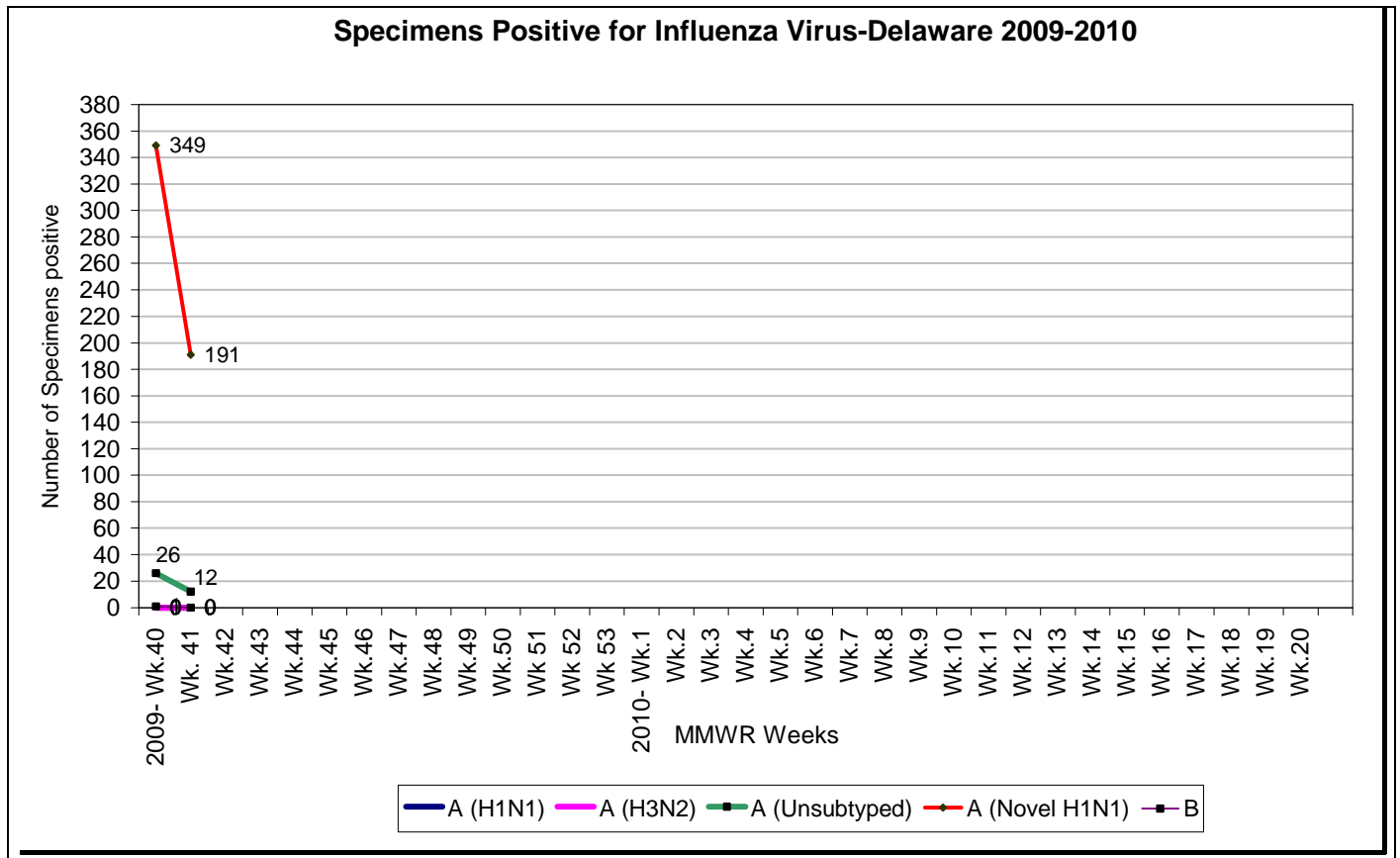
† Reports are by date of specimen collection, not the date the results are obtained. As a result, prior weeks may be adjusted to reflect additional cases.

§§ Confirmed Influenza cases from all reporting source (including State Lab)

**NOTE:** The data provided may not be a true reflection of the total number of people who have been infected with influenza virus (including H1N1) in Delaware primarily due to that fact that:

- Many people ill with influenza-like symptoms do not seek medical care
- Many who do seek medical care are not tested for influenza

## Influenza Viruses Tested and Confirmed Delaware 2009-2010



**\*\* All data is preliminary and will change as more reports are received.**

### Level of Activity:

#### Widespread

Outbreaks of influenza or increases in Influenza-like illness (ILI) and recent laboratory confirmed influenza in at least half the regions of the state.

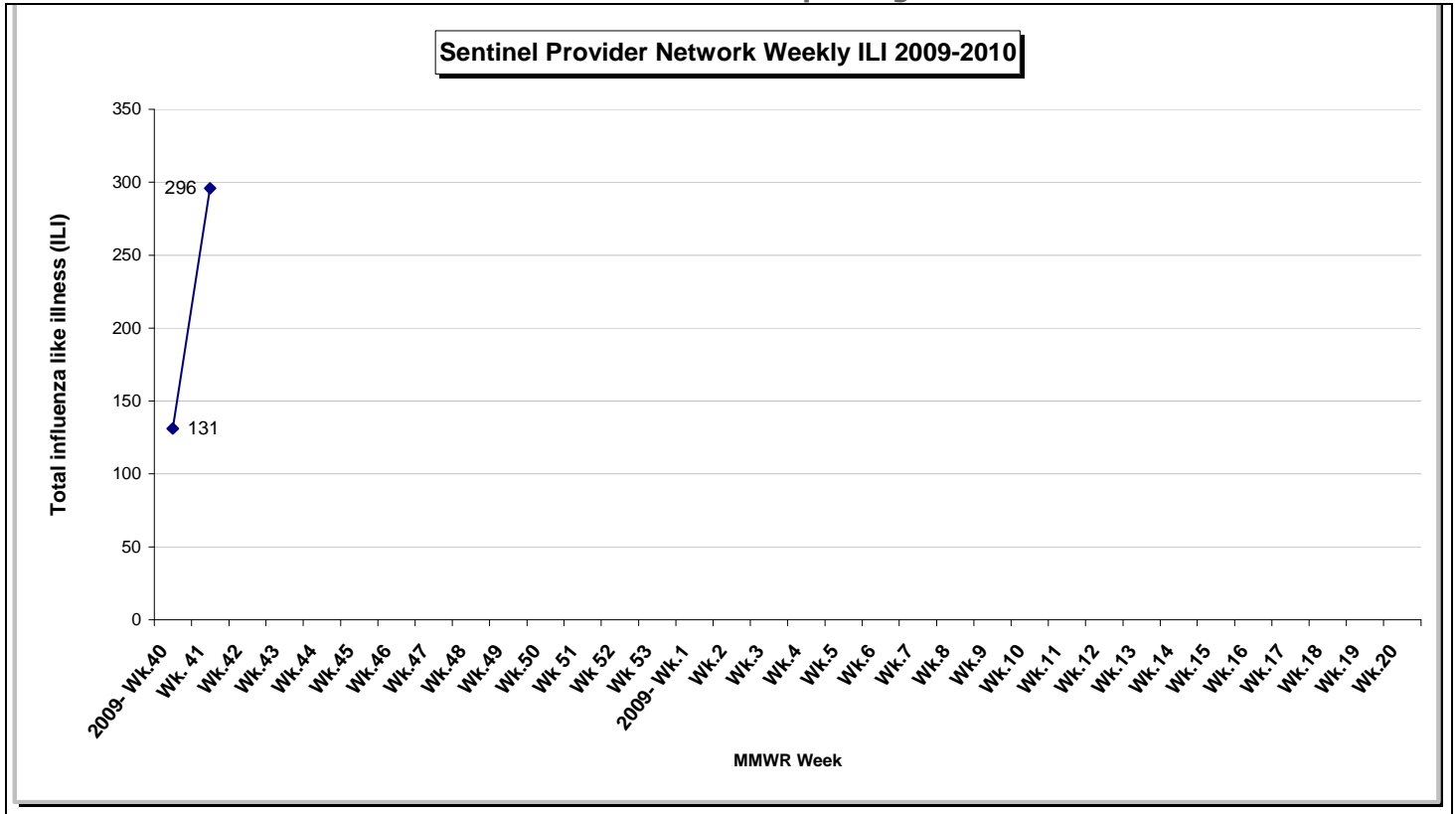
Influenza-like illness is defined as patients presenting with fever over 100° F, cough and/or sore throat in the absence of a known cause other than influenza.

- **No Activity:** No laboratory-confirmed cases of influenza and no reported increase in the number of ILI.
- **Sporadic:** Small numbers or isolated cases of laboratory-confirmed influenza cases or a single laboratory-confirmed influenza outbreak has been reported, but there is no increase in ILI.
- **Local:** Outbreaks of influenza or increases in ILI and recent laboratory-confirmed influenza cases in a single region of the state.
- **Regional:** Outbreaks of influenza or increases in ILI and recent laboratory confirmed influenza in at least 2 but less than half the regions of the state. (This level of activity does not apply for small states with 4 or fewer regions.)
- **Widespread:** Outbreaks of influenza or increases in ILI and recent laboratory-confirmed influenza cases in at least half the regions of the state.

**Sentinel Provider Surveillance Network:**

An influenza sentinel provider conducts surveillance for influenza-like illness (ILI) in collaboration with the state health department and the Centers for Disease Control and Prevention. Data reported by sentinel providers, in combination with other influenza surveillance data, provide a national and statewide picture of influenza virus and ILI activity in the U.S.

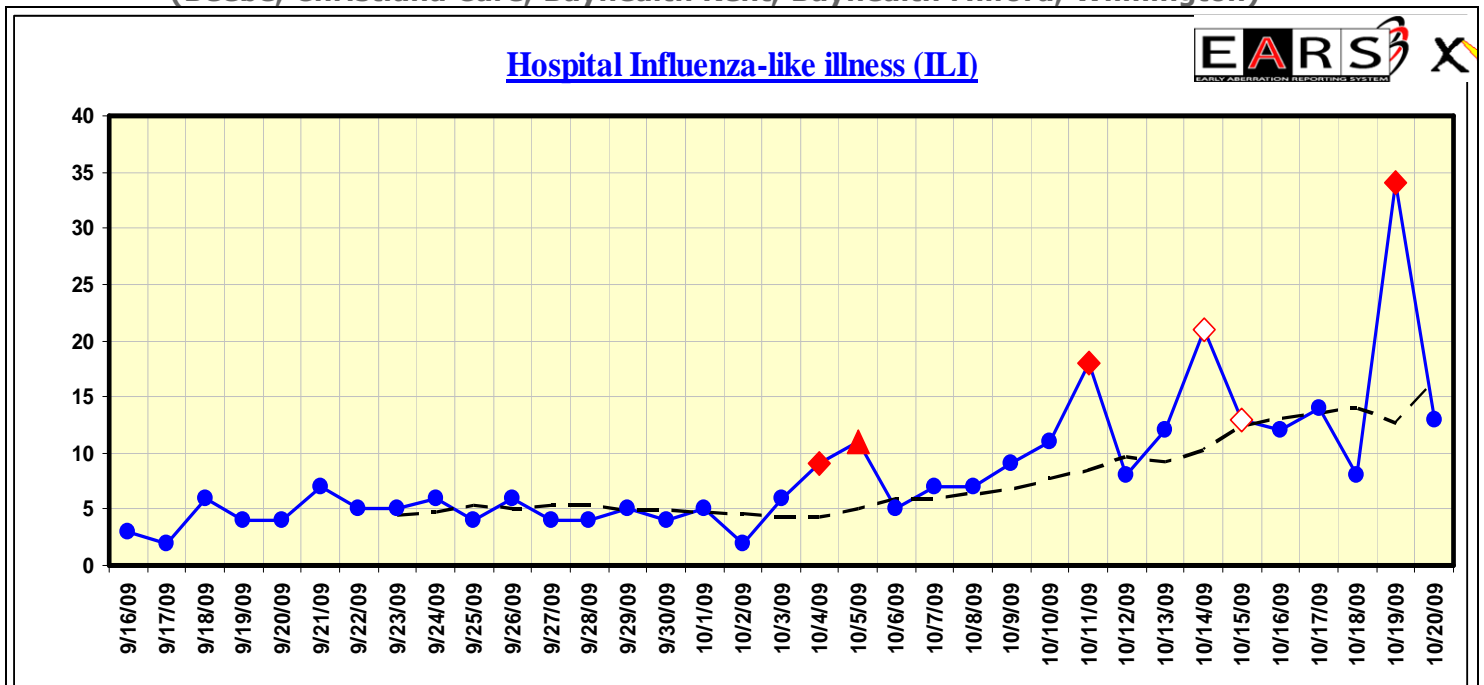
**Influenza-like illness reported from Sentinel Providers-Delaware 2009-2010**  
18 of 20 Sentinels reporting



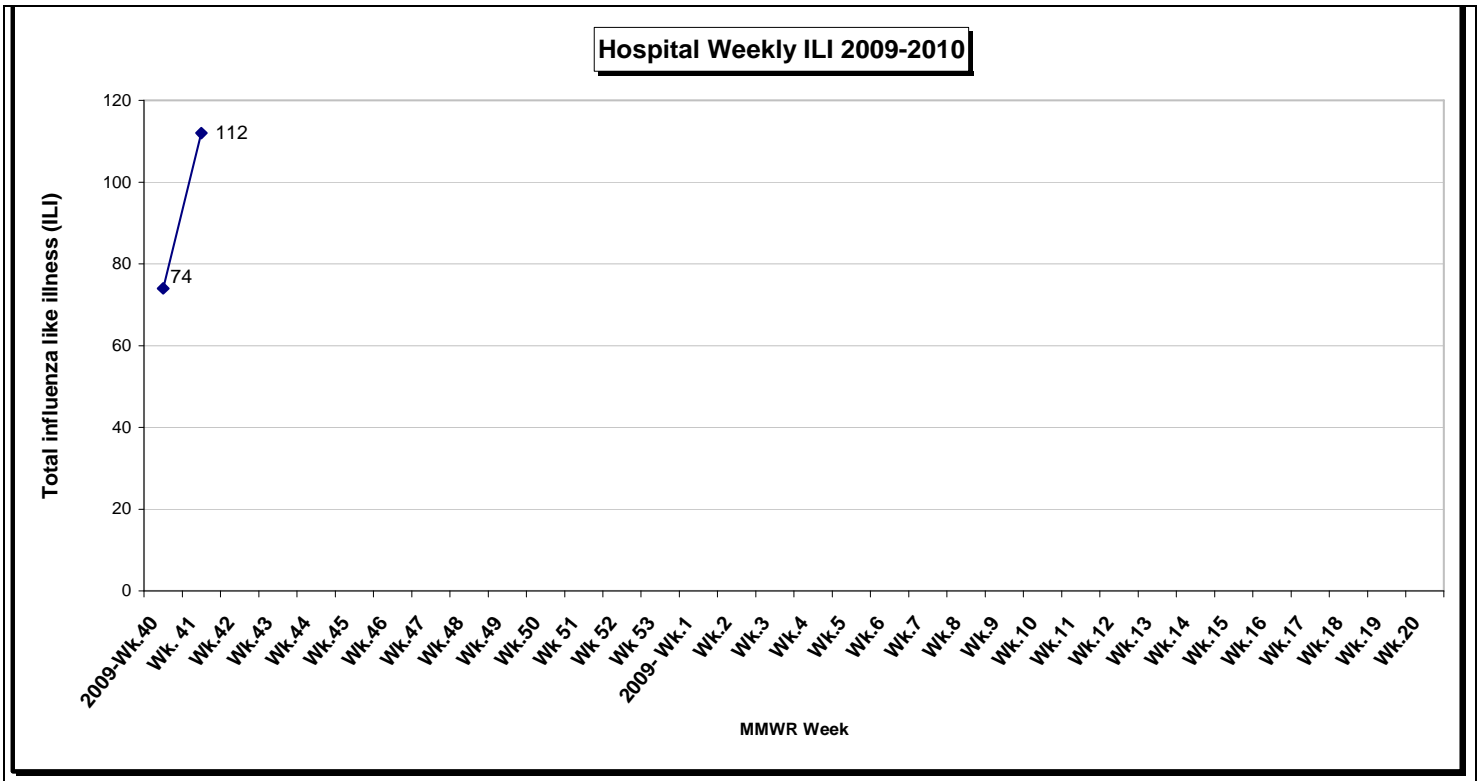
**Hospital Electronic Surveillance Data-Delaware 2009-2010**

5 of 5 Hospitals

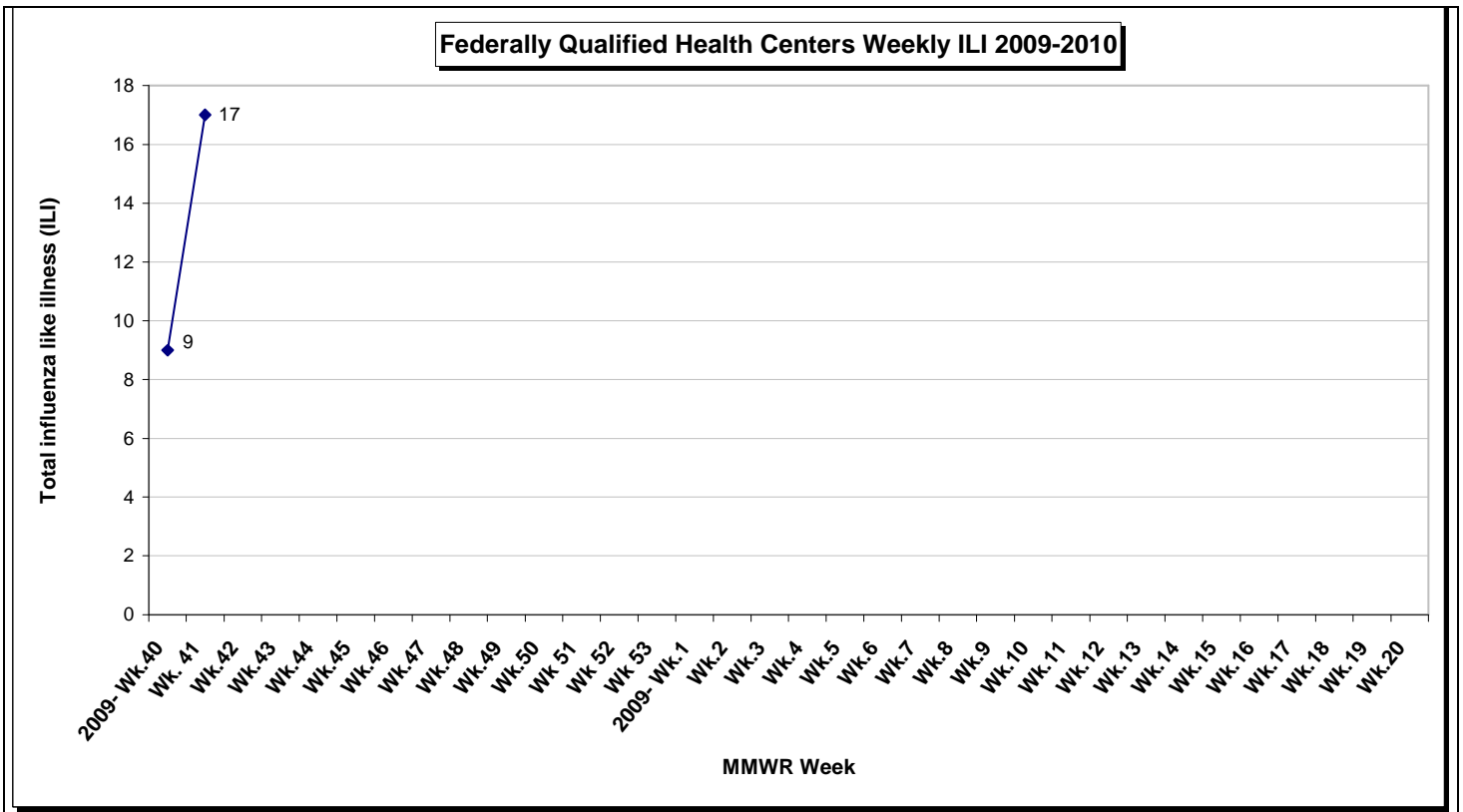
(Beebe, Christiana Care, Bayhealth Kent, Bayhealth Milford, Wilmington)



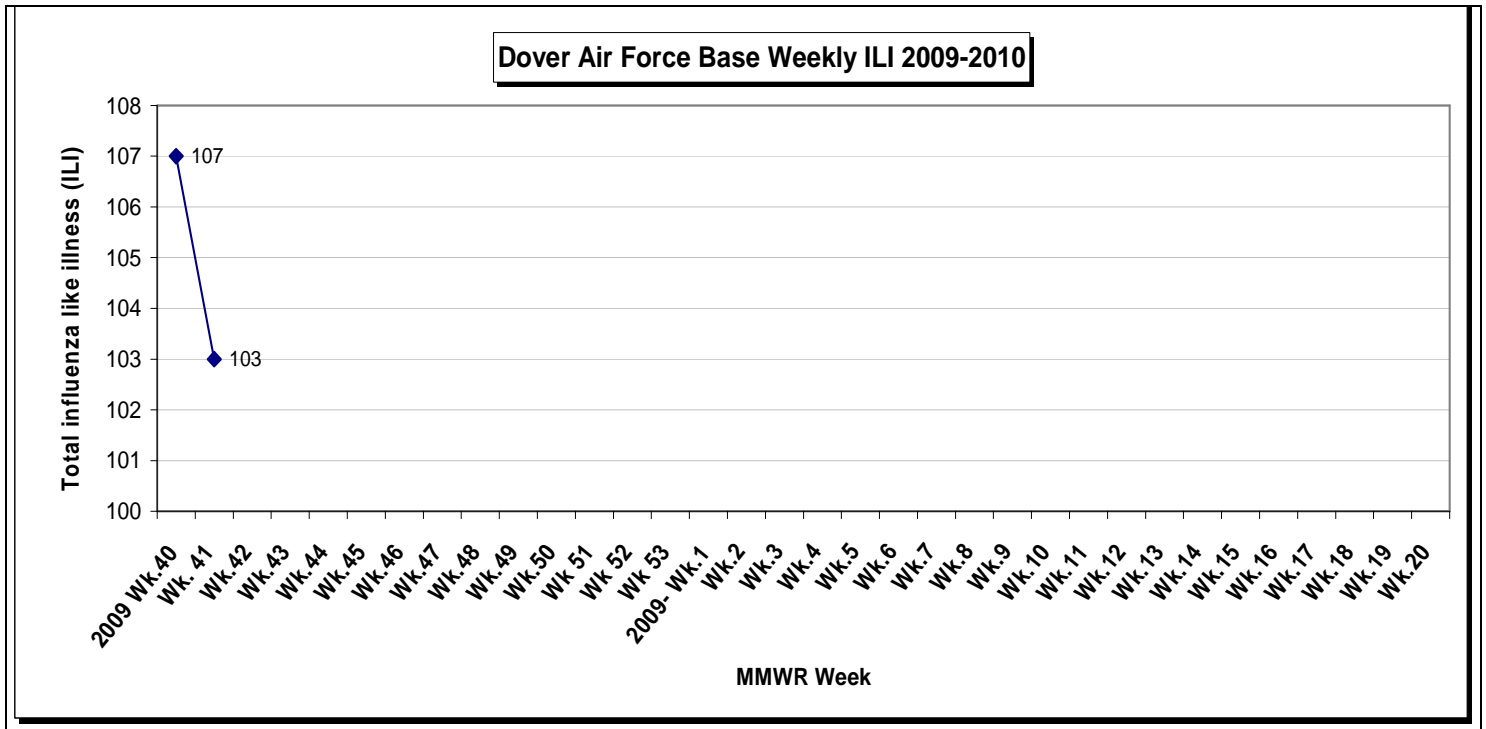
**Hospital Paper Surveillance Data-Delaware 2009-2010**  
**3 of 3 hospitals reporting**  
**(A.I. DuPont, Nanticoke, St. Francis)**



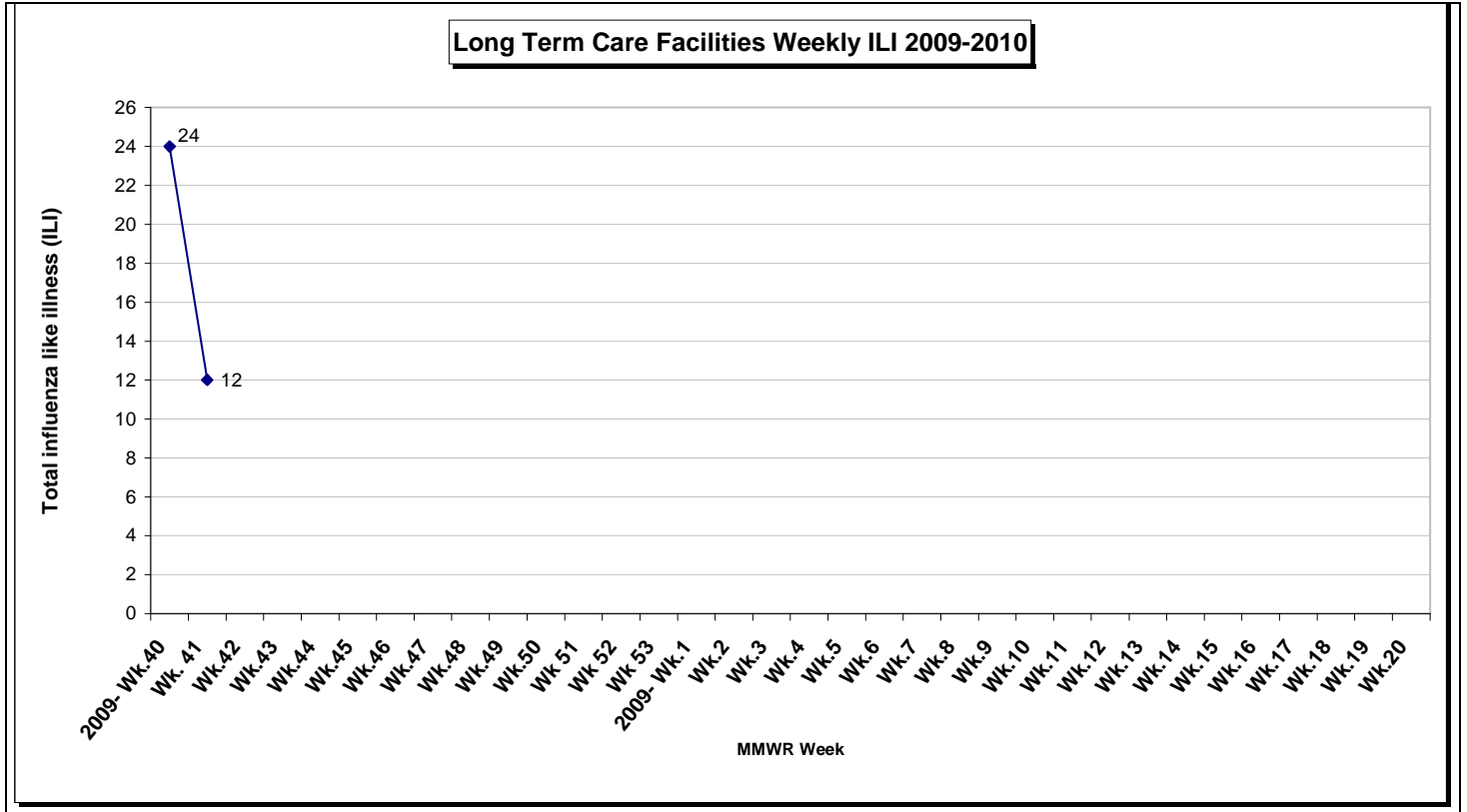
**Influenza-like illness reported from Federally Qualified Health Centers (FQHC)-Delaware**  
**2009-2010**  
**2 of 2 reporting**  
**(Henrietta Johnson Medical Center, LaRed Health Center)**



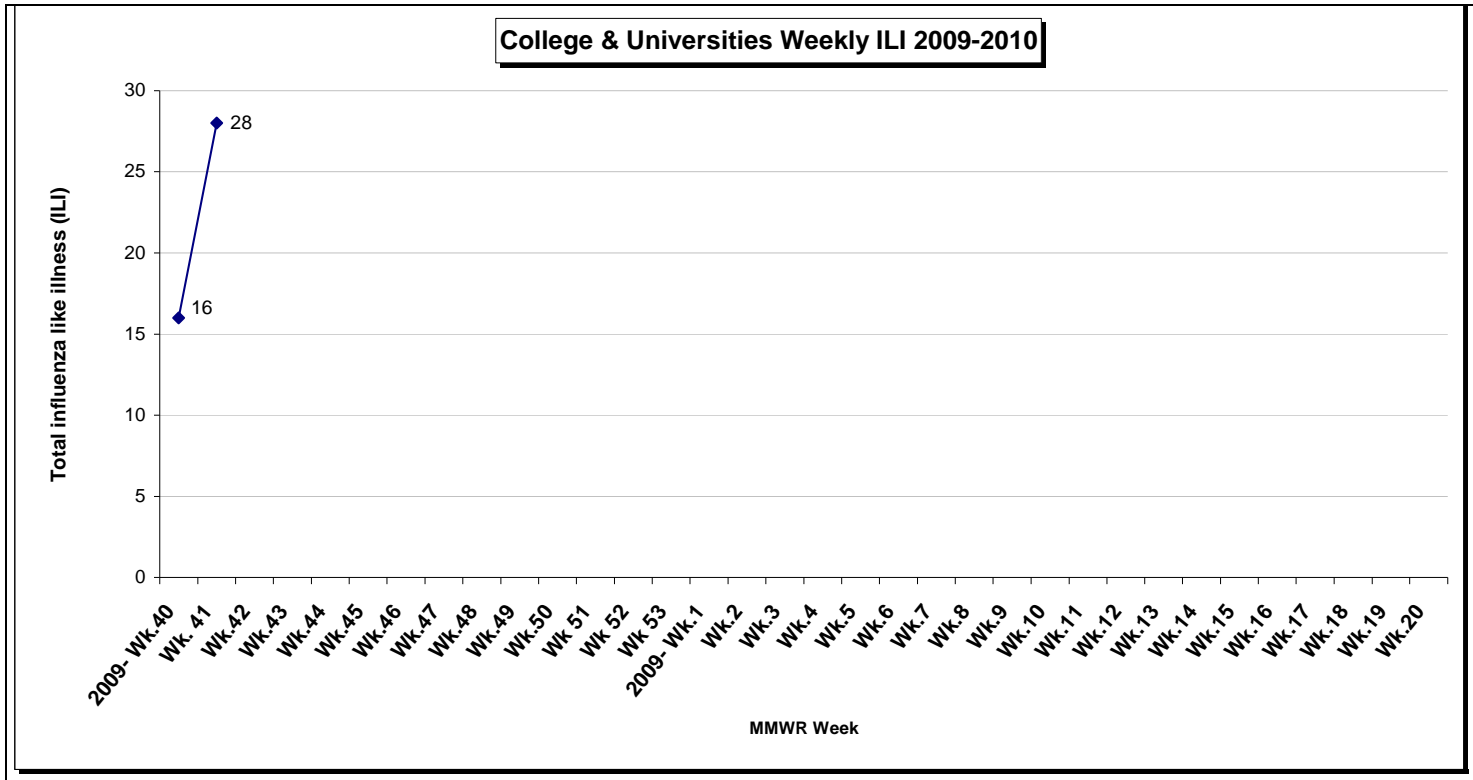
**Influenza-like illness reported from Dover Air Force Base (DAFB)-Delaware 2009-2010  
Active Duty & Dependents**



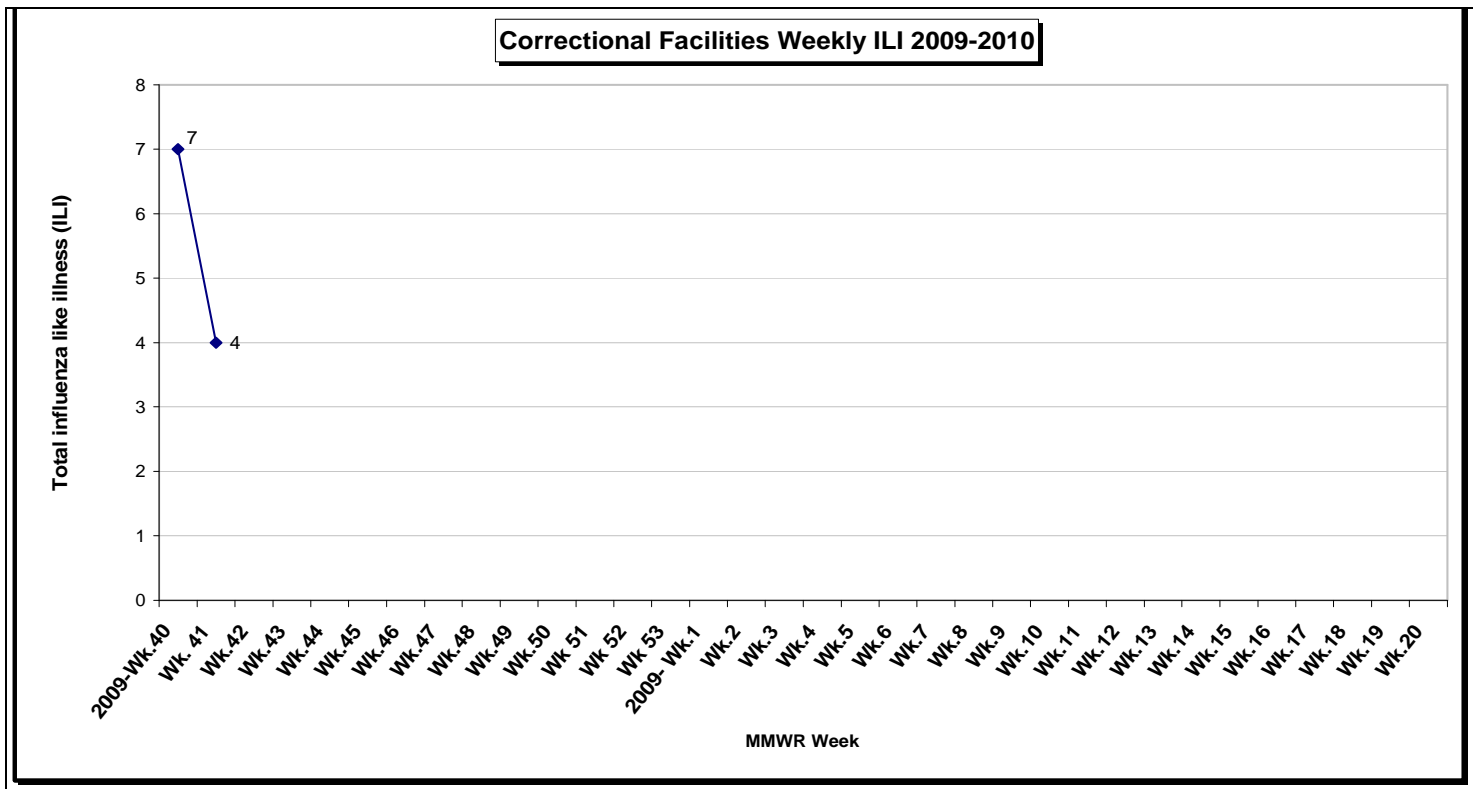
**Influenza-like illness reported from Long-Term Care Facilities (LTC)-Delaware 2009-2010  
14 of 14 facilities reporting**



**Influenza-like illness reported from Colleges/Universities-Delaware 2009-2010**  
**3 of 3 reporting**  
**(Delaware State, University of DE, Wesley College)**

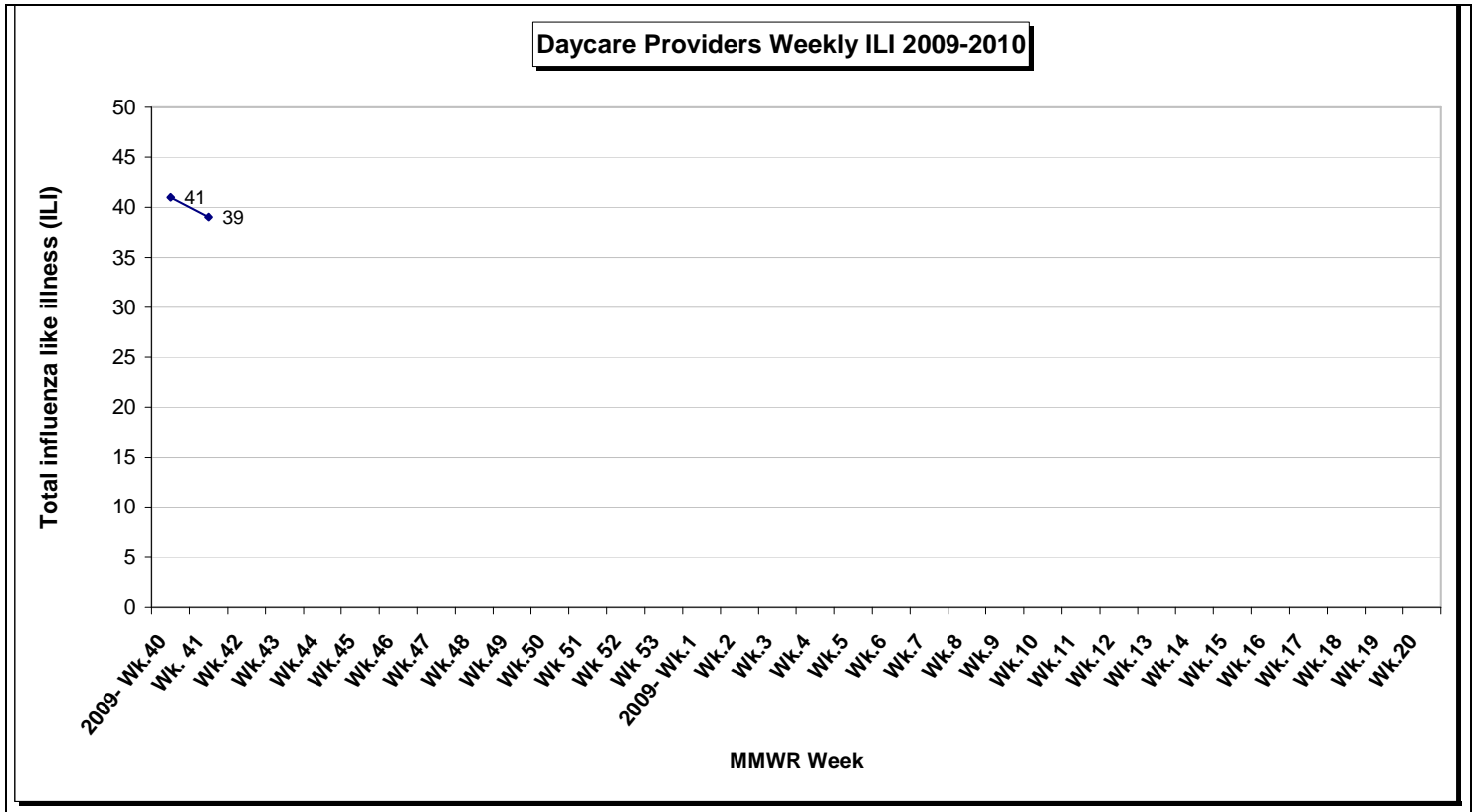


**Influenza-like illness reported from DE Correctional Facilities-Delaware 2009-2010**  
**4 of 4 facilities reporting**  
**(Baylor, Howard Young, James T Vaughn, Sussex Correctional)**





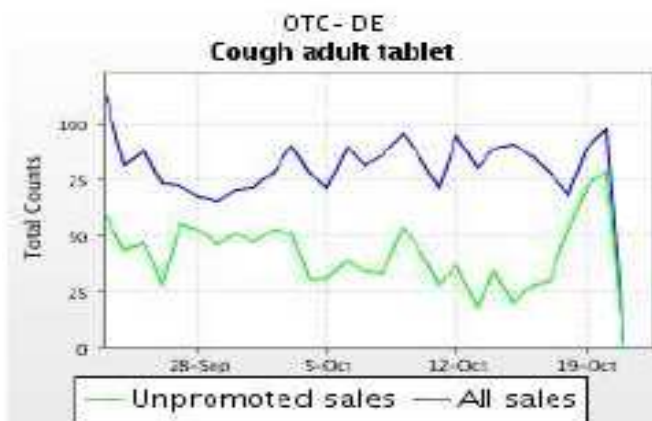
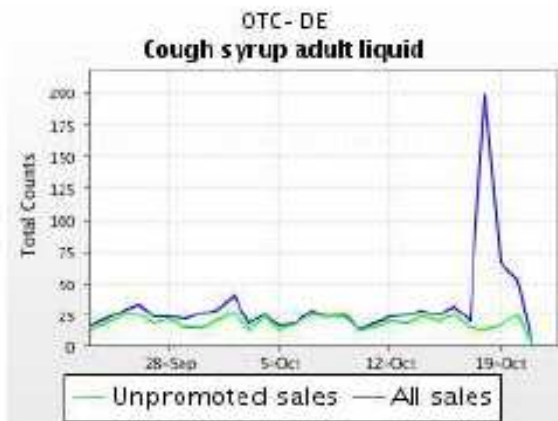
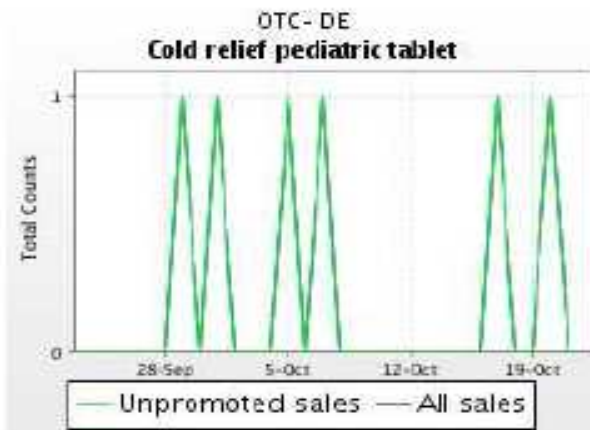
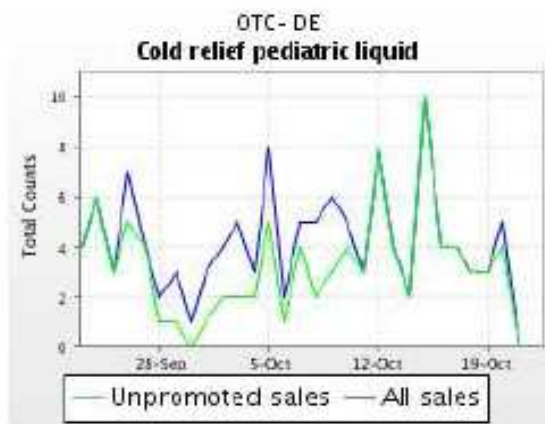
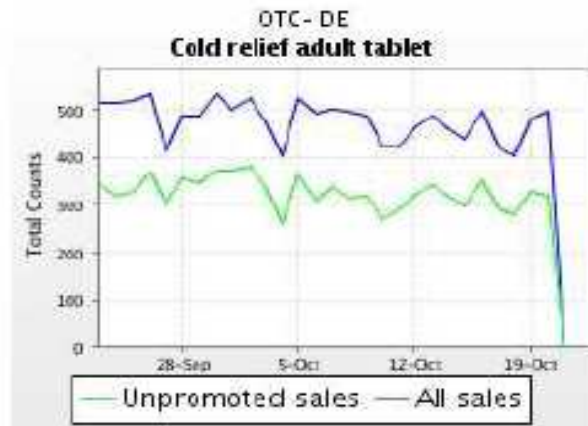
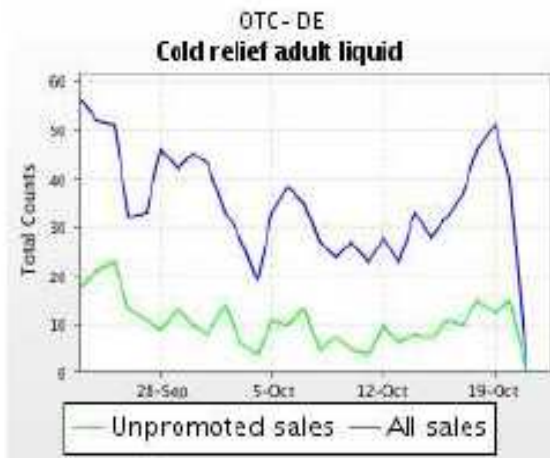
**Influenza-like illness reported from Daycare Providers-Delaware 2009-2010  
12 of 12 providers reporting**

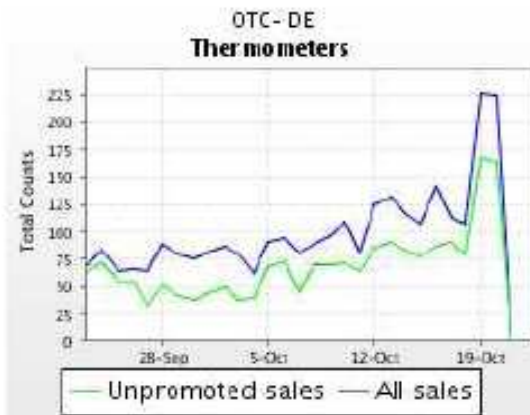
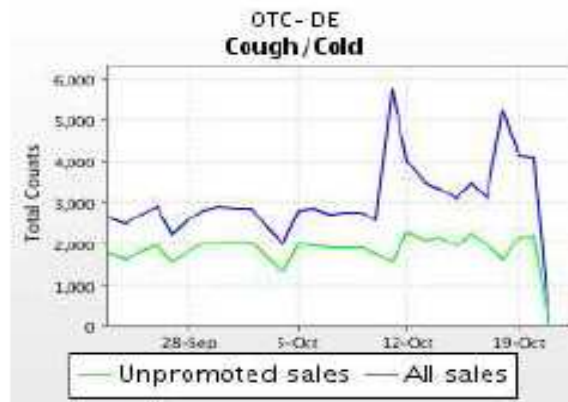
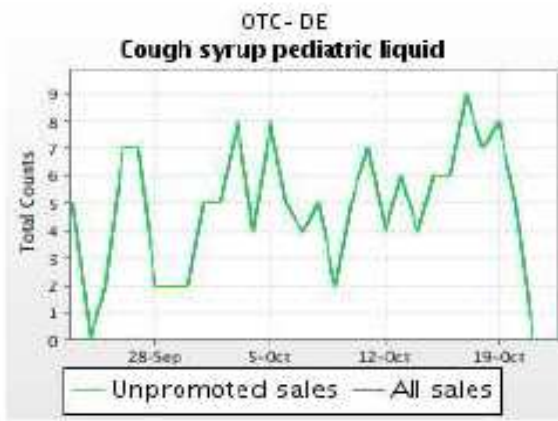


**Antiviral & Over-the-Counter (OTC) Medications-Delaware:**

Season					
2009-2010					
Week No	End Week Date	Number of reporting facilities	Antiviral Rx	Total Rx	% Antiviral
40	10/10/2009	123	735	14,887	4.937

**Data Source:** CDC BioSense Program: Influenza Module  
**NOTE:** Information displayed reflects previous week's data.





Data Source: National Retail Data Monitor (NRDM)

**\*NOTE:** Data is preliminary and is subject to change as the number of reporting facilities varies from week to week.

The Division of Public Health is committed to serving you better. If you have not found the answers to your questions, please visit [flu.delaware.gov](http://flu.delaware.gov) or call (302) 744- 4704.