



## Weekly Influenza Report Week 48 (11/23/08-11/29/08)

### National Synopsis:

During week 47 (November 16-22, 2008), a low level of influenza activity was reported in the United States.

- Fifty-two (2.5%) specimens tested by U.S. World Health Organization (WHO) and National Respiratory and Enteric Virus Surveillance System (NREVSS) collaborating laboratories and reported to CDC/Influenza Division were positive for influenza.
- The proportion of deaths attributed to pneumonia and influenza (P&I) was below the epidemic threshold.
- The proportion of outpatient visits for influenza-like illness (ILI) was below national and region-specific baseline levels.
- One state reported local influenza activity; the District of Columbia and 19 states reported sporadic influenza activity; 29 states reported no influenza activity; and one state did not report.

### Delaware Influenza Surveillance:

**Total Laboratory Confirmed Cases: 2**

**Influenza A: 1**

**Influenza B: 1**

**Counties:**

- **New Castle – 2**
- **Kent – 0**
- **Sussex – 0**

**Age Range: 6 yo – 26 yo**

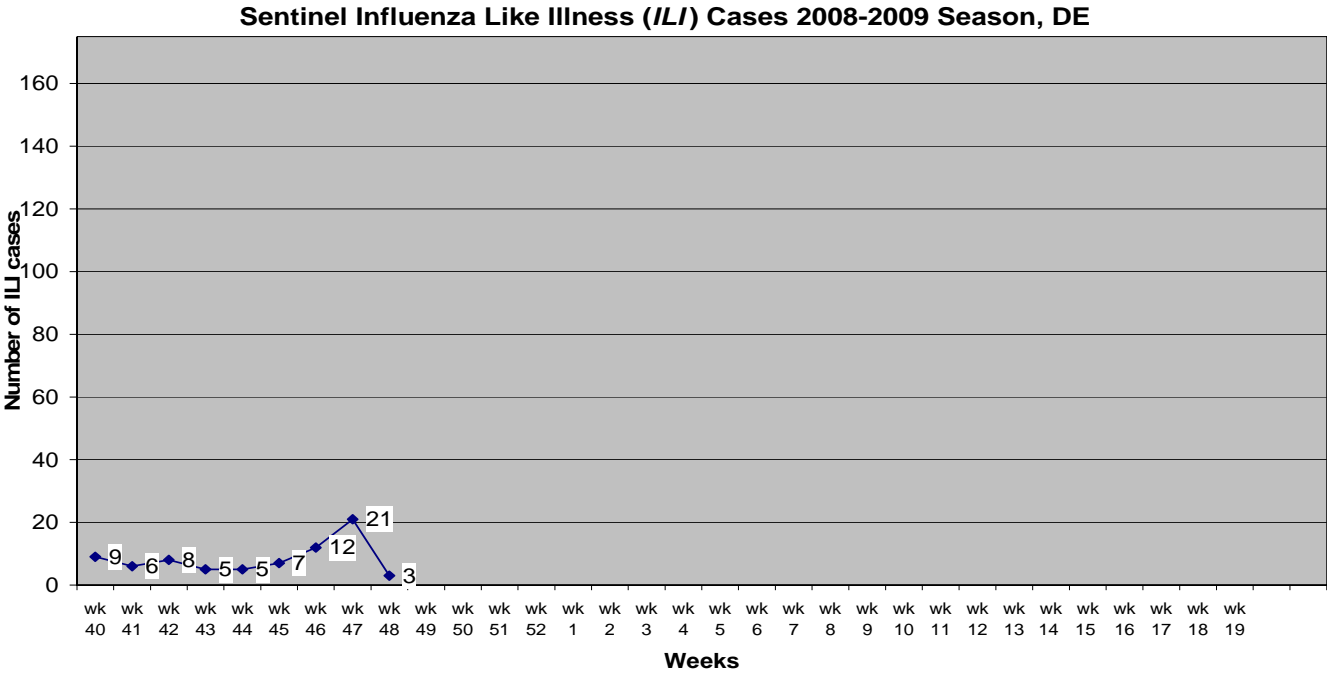
**Deaths: 0**

**Total Unconfirmed Cases: 6**

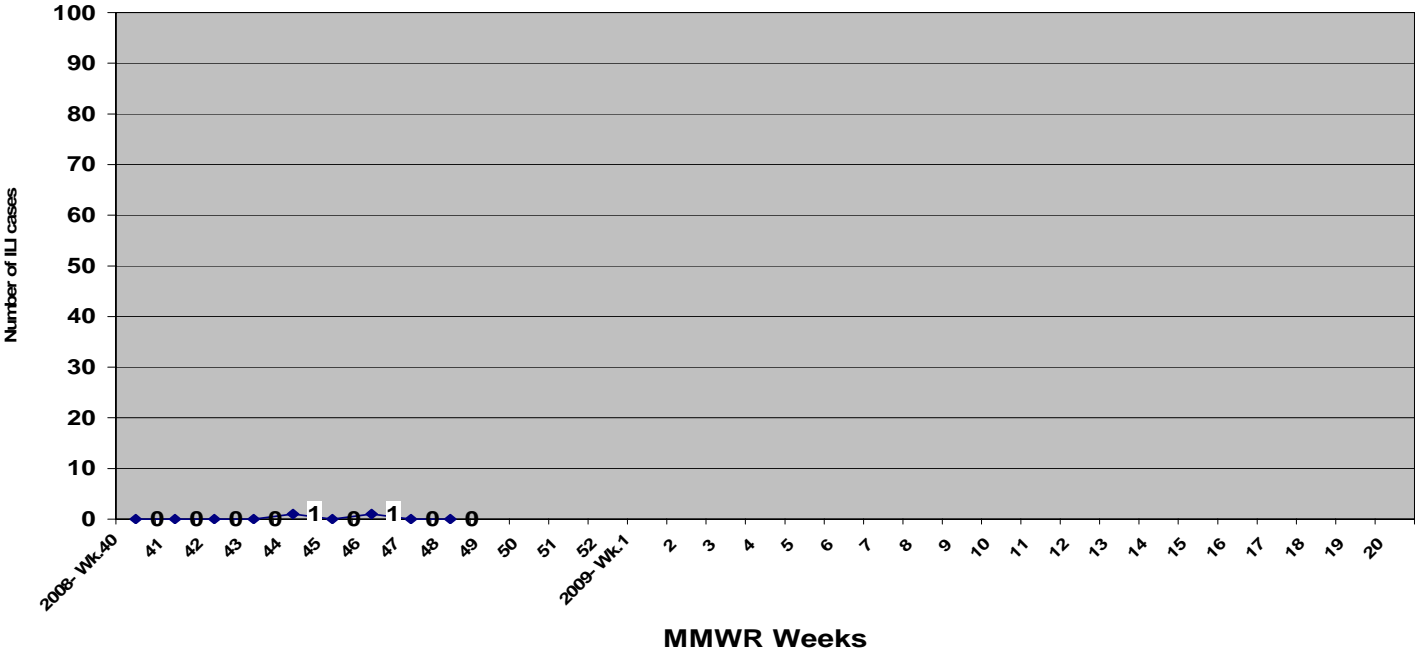
**Influenza Activity for Week 48: No Activity**

- **No Activity:** No laboratory-confirmed cases of influenza and no reported increase in the number of cases of ILI.
- **Sporadic:** Small numbers or isolated cases of laboratory-confirmed influenza cases or a single laboratory-confirmed influenza outbreak has been reported, but there is no increase in cases of ILI.
- **Local:** Outbreaks of influenza or increases in ILI cases and recent laboratory-confirmed influenza in a single region of the state.
- **Regional:** Outbreaks of influenza or increases in ILI and recent laboratory confirmed influenza in at least 2 but less than half the regions of the state. (This level of activity does not apply for small states with 4 or fewer regions.)
- **Widespread:** Outbreaks of influenza or increases in ILI cases and recent laboratory-confirmed influenza in at least half the regions of the state.

**ILI cases reported from Sentinel providers  
(Sentinel providers 6 of 12 reporting)**

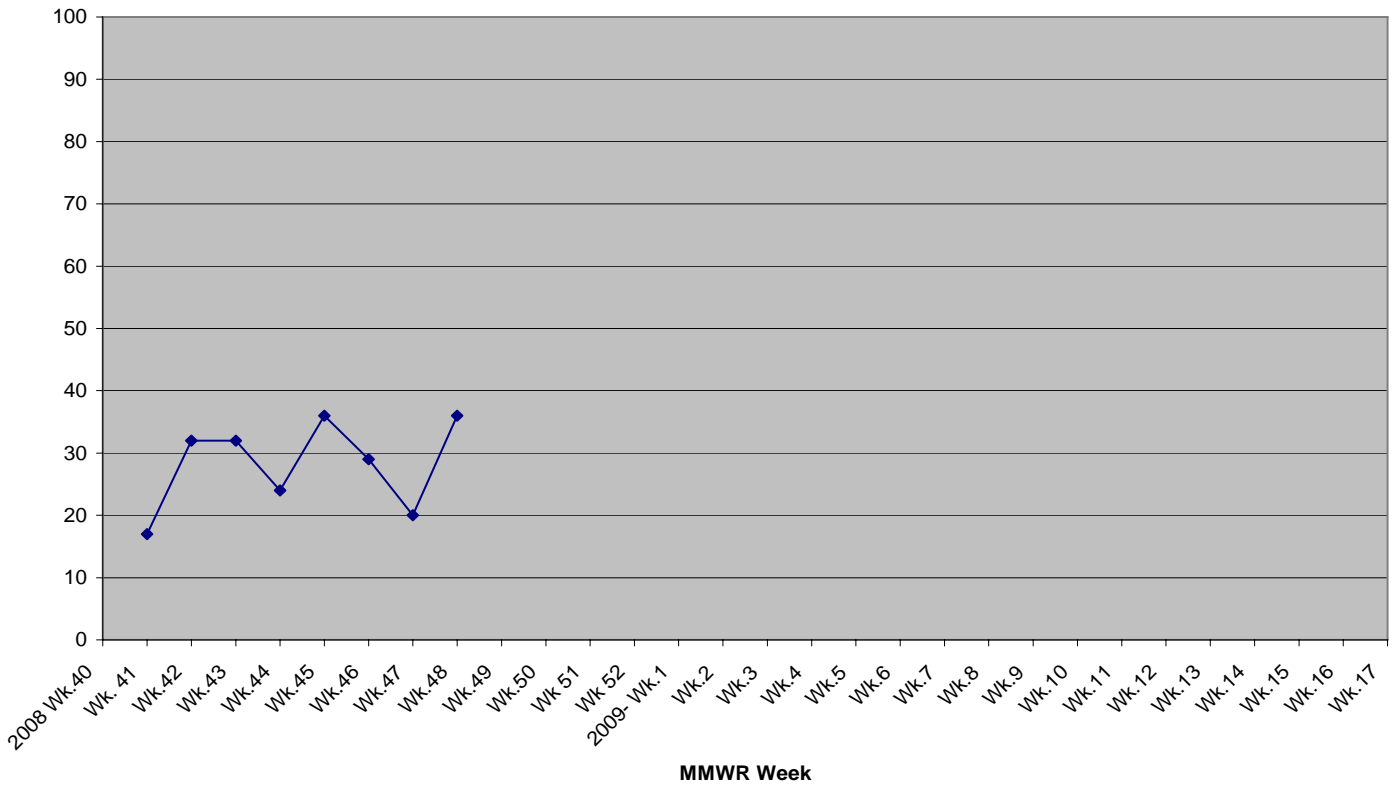


**ILI cases reported from corporations/LTCF  
(5 of 6 sites reporting)**



# Hospital ILI Cases (8 of 8 hospitals reporting)

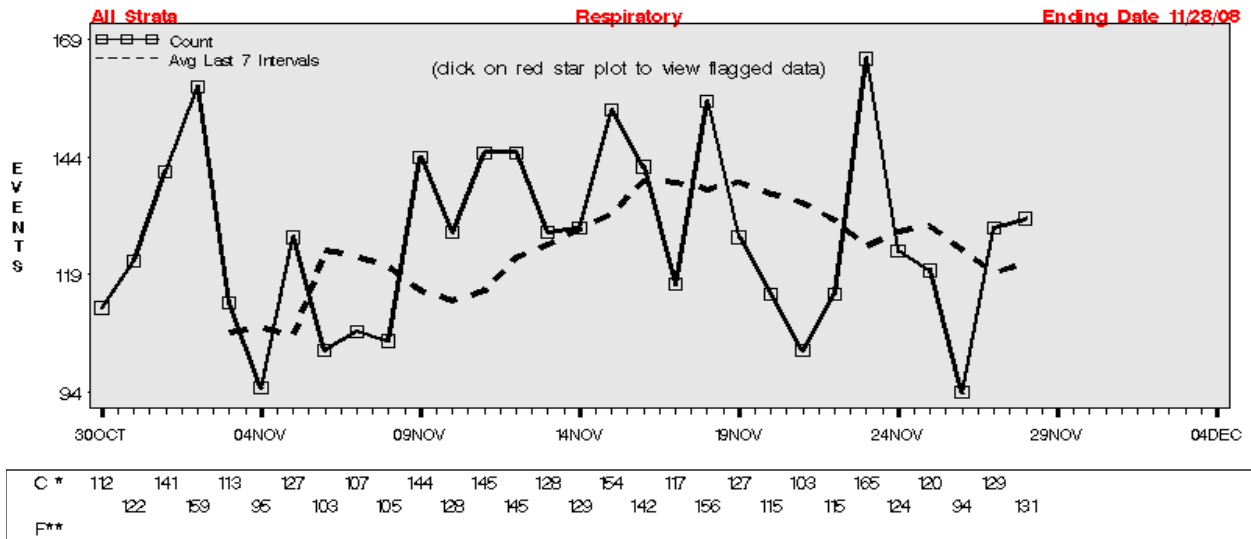
Hospital ILI Cases Reported  
2008-2009 Season



# Respiratory – Syndromic Surveillance (8 of 8 hospitals reporting)

*Early Aberration Reporting System (EARS)*

Hospital Syndromic Surveillance



**C1= Mild Sensitivity    C2= Moderate Sensitivity    C3= Ultra Sensitivity**  
**\*C = total count (last three digits)    \*\*F are flags 1= C1 2= C2 3= C3 4= C1C3 5= C2C3 6= C1C2C3**