



**DELAWARE HEALTH
AND SOCIAL SERVICES**

DIVISION OF
DEVELOPMENTAL
DISABILITIES SERVICES



Pathways to Employment Service Providers

SERVICE PROVIDER	CONTACT INFORMATION	SERVICE(S)	COUNTY(IES)
	Arc of Delaware (302) 996-9400 Website: https://thearc.org/chapter/the-arc-of-delaware/	Supported Employment	New Castle, Kent, Sussex
	Autism Delaware (302) 224-6020 Website: https://www.delautism.org/	Supported Employment	New Castle, Kent, Sussex
	Community Integrated Services (302) 376-8259 Website: https://cisworks.org	Supported Employment, Benefits Counseling	New Castle, Kent, Sussex
	Easter Seals (302) 324-4441 Website: https://www.easterseals.com/de/	Supported Employment, Personal Care	New Castle, Kent, Sussex
		Career Exploration & Assessment	Sussex
	Elwyn (302) 658-8860 Website: https://www.elwyn.org	Supported Employment	New Castle







**DELAWARE HEALTH
AND SOCIAL SERVICES**

DIVISION OF
DEVELOPMENTAL
DISABILITIES SERVICES



Pathways to Employment Service Providers

SERVICE PROVIDER	CONTACT INFORMATION	SERVICE(S)	COUNTY(IES)
 <p>EmpowerAbility Creating Access For Life</p>	EmpowerAbility (302) 504-6067 Website: https://empowerability.com	Orientation, Mobility & Assistive Technology	New Castle, Kent
		Assistive Technology	Sussex
 <p>Kaleidoscope FAMILY SOLUTIONS</p>	Kaleidoscope Family Solutions Inc. (302) 241-0697 Website: https://www.kfamilysolutions.org/	Supported Employment, Personal Care	New Castle, Kent
 <p>JEVS HUMAN SERVICES</p>	JEVS Human Services (215) 854-1800 Website: https://www.jevshumanservices.org	Personal Care	New Castle
 <p>LogistiCare Going The Extra Mile</p>	LogistiCare (302) 677-8900 Website: https://www.logisticare.com	Non-Medical Transportation	New Castle, Kent, Sussex







**DELAWARE HEALTH
AND SOCIAL SERVICES**

DIVISION OF
DEVELOPMENTAL
DISABILITIES SERVICES



Pathways to Employment Service Providers

SERVICE PROVIDER	CONTACT INFORMATION	SERVICE(S)	COUNTY(IES)
	The Royal Touch Inc. (302) 429-0877 Website: https://www.careinhomes.com	Personal Care	New Castle, Kent, Sussex
	Service Source (302) 765-1232 Website: https://www.servicesource.org/our-offices/Delaware/	Benefits Counseling, Career Exploration & Assessment, Financial Coaching and Supported Employment	New Castle, Kent, Sussex
	Thrive Real Life Independence (302) 261-2139 Website: https://www.thriverli.com	Supported Employment	New Castle Kent (pending)
	University of Delaware, Center for Disabilities Studies (302) 831-6974 Website: https://www.cds.udel.edu	Career Exploration & Assessment	New Castle Kent - (must be enrolled in the CLSC program)