



Weekly Influenza Report Week 26 (06/28/09-07/04/09)

National Synopsis: Seasonal Influenza

During week 26 (June 28- July 4, 2009), influenza activity decreased in the United States, however there are still higher levels of influenza-like illness than is normal for this time of year.

- One thousand five hundred five (26.1%) specimens tested by U.S. World Health Organization (WHO) and National Respiratory and Enteric Virus Surveillance System (NREVSS) collaborating laboratories and reported to CDC/Influenza Division were positive for influenza.
- Over 97% of all subtyped influenza A viruses being reported to CDC were novel influenza A (H1N1) viruses.
- The proportion of deaths attributed to pneumonia and influenza (P&I) was equal to the epidemic threshold.
- Five influenza-associated pediatric deaths were reported and all five deaths were associated with novel influenza A (H1N1) virus infection.
- The proportion of outpatient visits for influenza-like illness (ILI) was below national and region-specific baseline levels.
- Nine states reported geographically widespread influenza activity, 12 states and Puerto Rico reported regional influenza activity, 10 states and the District of Columbia reported local influenza activity, and 18 states reported sporadic influenza activity, and one state did not report.

Delaware Influenza Surveillance:

Total Laboratory Confirmed Cases of Seasonal Influenza: 745

Influenza A: 459

Influenza B: 284 **

Influenza A&B: 2

Counties:

- **New Castle – 332**
- **Kent – 247**
- **Sussex – 166**

Age Range: 13 days – 94 yrs

Deaths: 1 reported in week 13

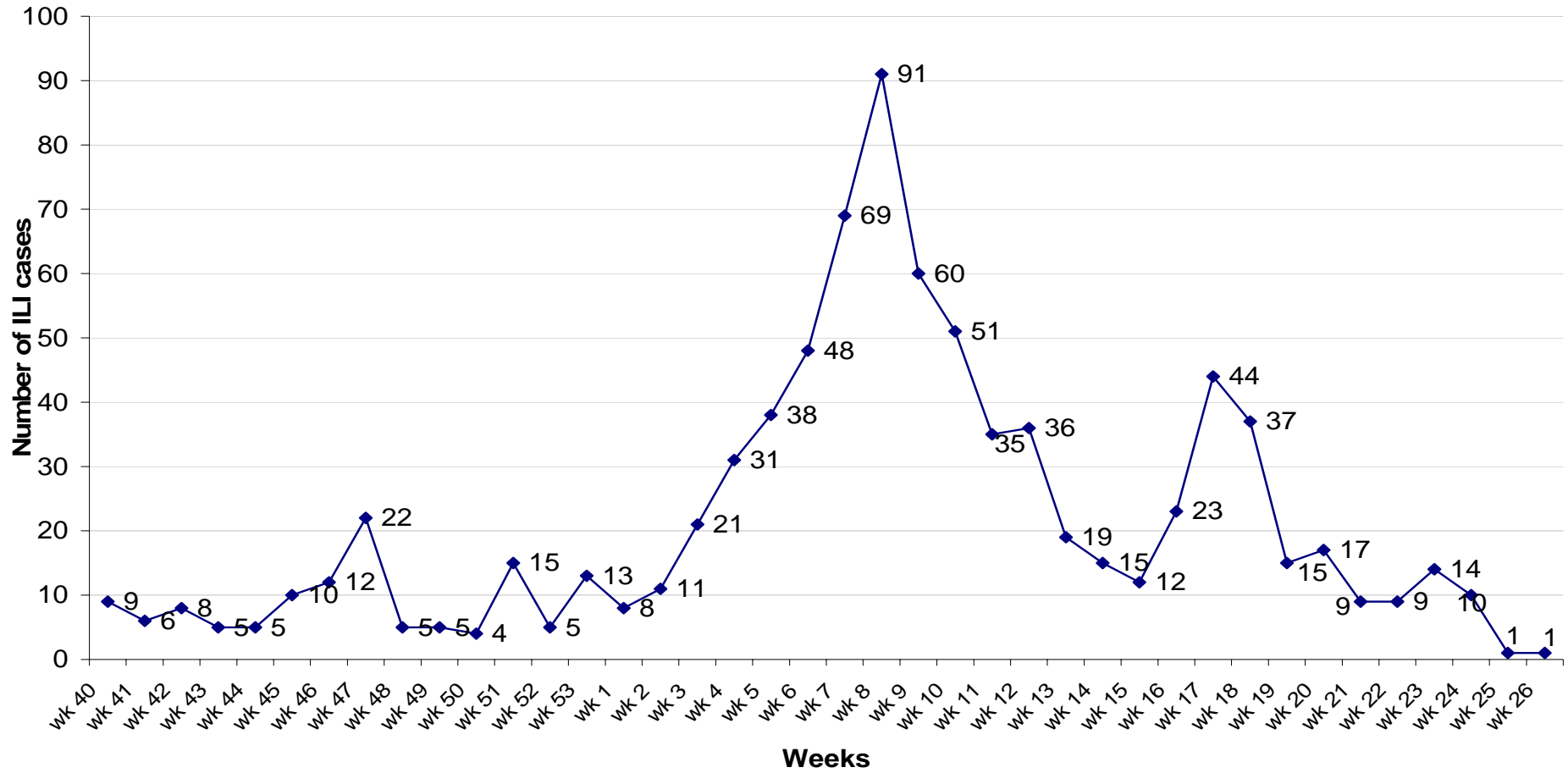
Total Unconfirmed Cases: 137

Influenza Activity for Week 26: Widespread

**** NOTE:** DPH Laboratory ceased testing of Influenza B specimens May 3, 2009. The data provided above represents testing performed prior to May 3, 2009.

- ➔ **No Activity:** No laboratory-confirmed cases of influenza and no reported increase in the number of cases of ILI.
- ➔ **Sporadic:** Small numbers or isolated cases of laboratory-confirmed influenza cases or a single laboratory-confirmed influenza outbreak has been reported, but there is no increase in cases of ILI.
- ➔ **Local:** Outbreaks of influenza or increases in ILI cases and recent laboratory-confirmed influenza in a single region of the state.
- ➔ **Regional:** Outbreaks of influenza or increases in ILI and recent laboratory confirmed influenza in at least 2 but less than half the regions of the state. (This level of activity does not apply for small states with 4 or fewer regions.)
- ➔ **Widespread:** Outbreaks of influenza or increases in ILI cases and recent laboratory-confirmed influenza in at least half the regions of the state.

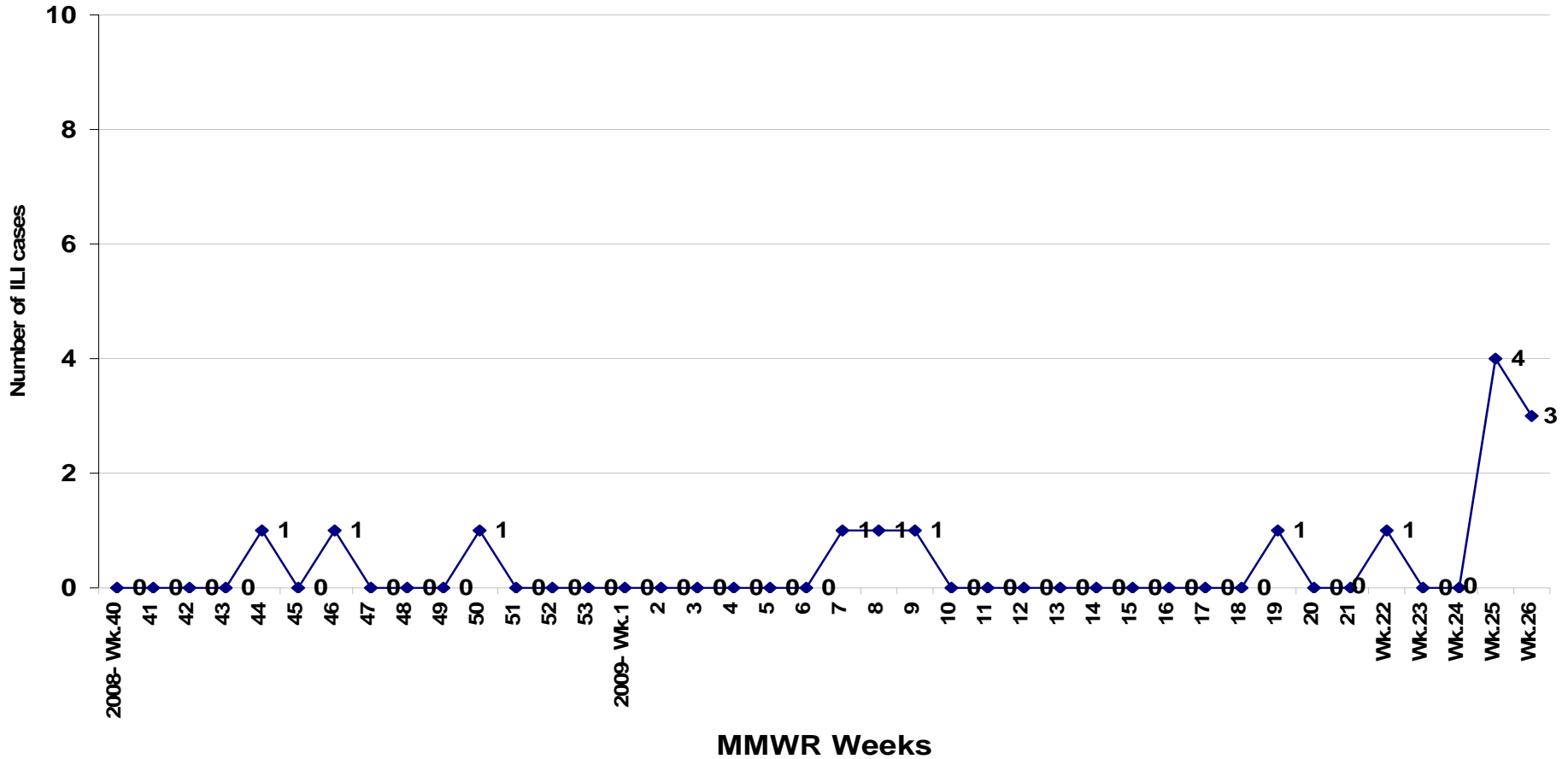
ILI cases reported from Sentinel providers 4 of 12 sentinel providers reporting



Note: This data is current as of distribution date and is subject to change.

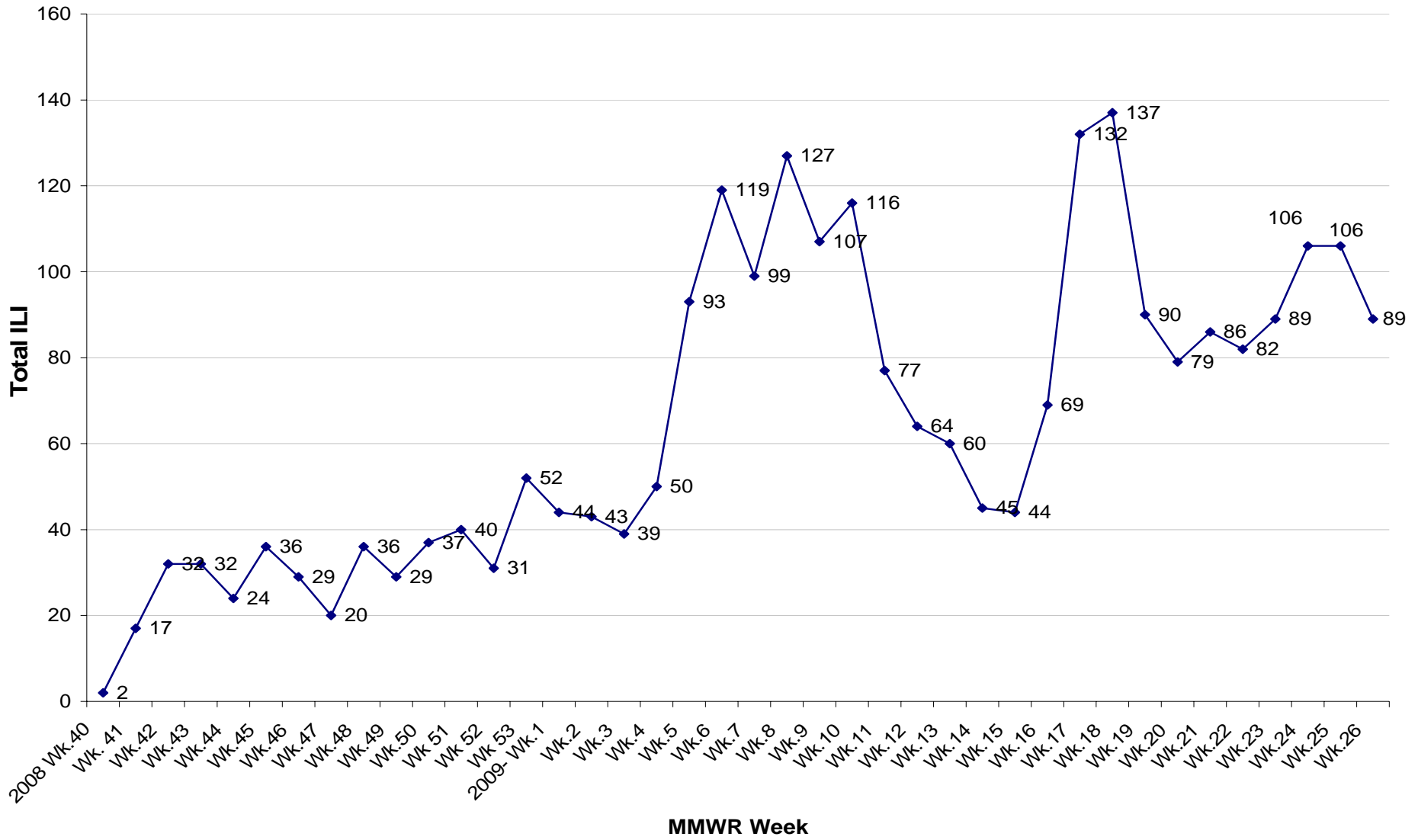
Starting with Week 16: Due to the H1N1 outbreak, ILI may be increased.

ILI cases reported from Corporations/LTCF
4 of 5* sites reporting
 (*one organization that previously reported is no longer participating)



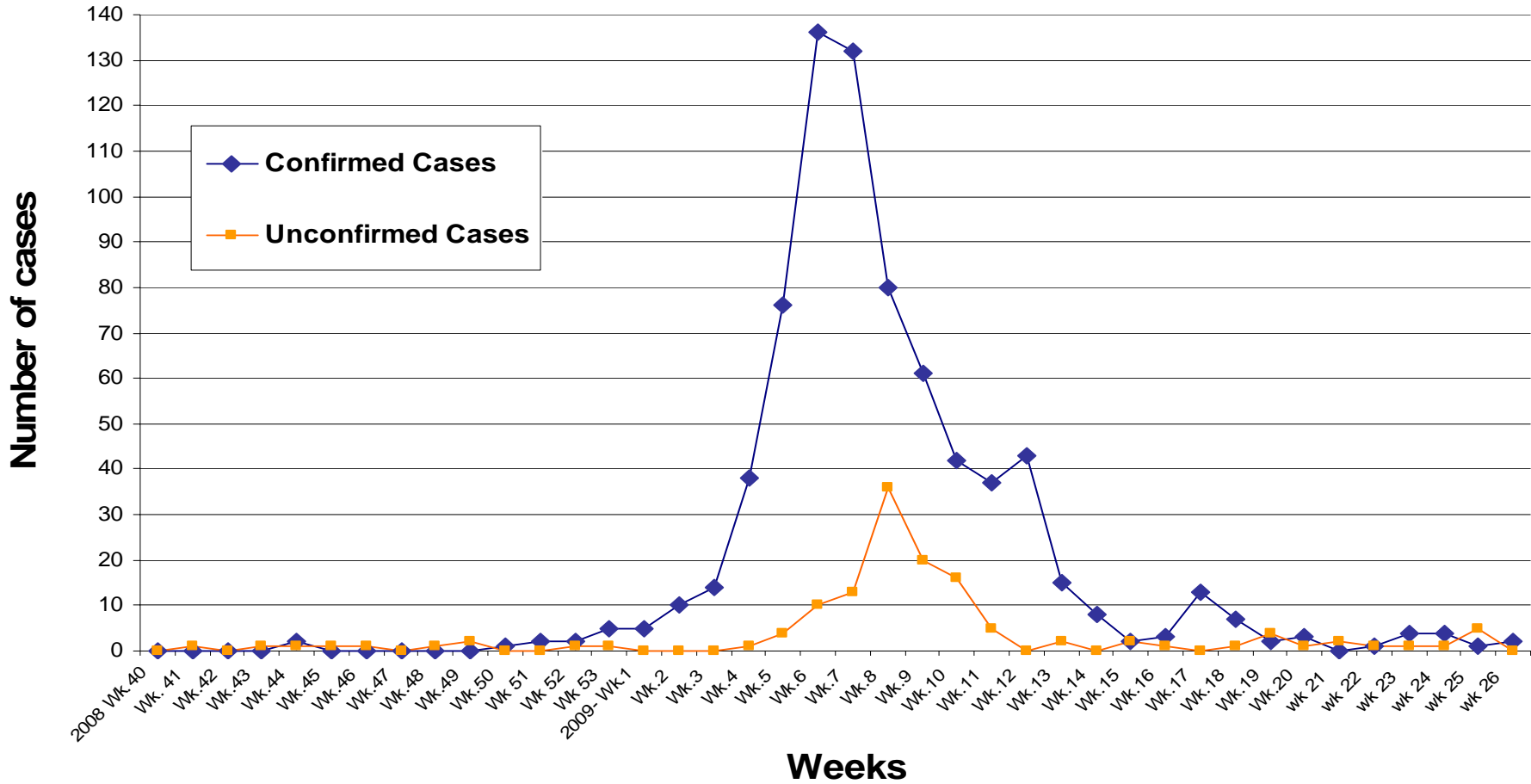
Note: This data is current as of distribution date and is subject to change
Starting with Week 16: Due to the H1N1 outbreak, ILI may be increased.

Hospital ILI Cases
7 of 8 hospitals reporting
(No report from Milford Memorial Hospital)



Starting with Week 16: Due to the H1N1 outbreak, ILI may be increased.

2008-2009 Influenza season Confirmed and Unconfirmed Seasonal Influenza

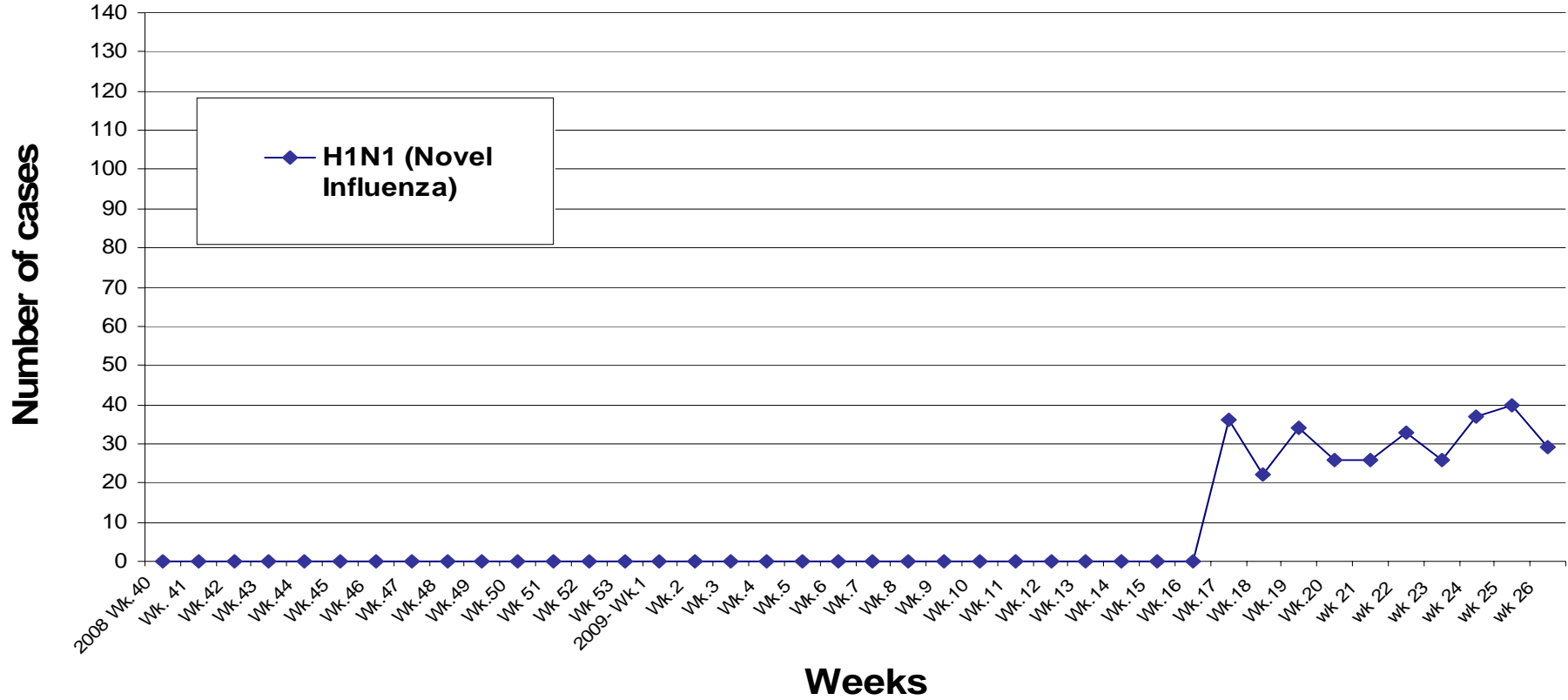


***NOTE:**

Confirmed cases: PCR (Polymerase Chain Reaction) positive or Influenza culture positive.

Unconfirmed cases: Rapid assay positive, not confirmed with PCR or culture.

**2008-2009 Influenza season
Confirmed H1N1 Novel Influenza**



****NOTE:**
H1N1 (Novel Influenza): PCR (Polymerase Chain Reaction) positive