



## What is the current status of our SUD treatment system in Delaware?

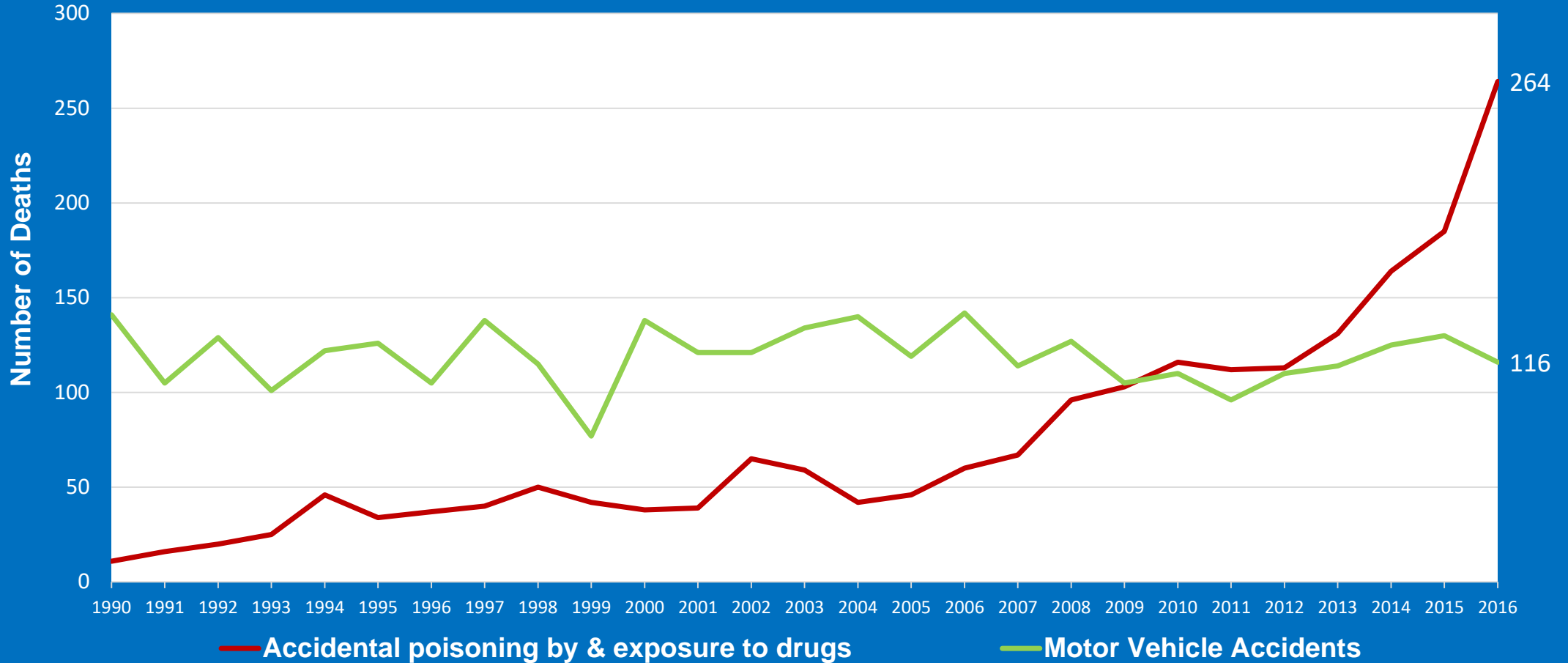
**Karyl T. Rattay, MD, MS, FAAP**  
**Director, Division of Public Health**



*DELAWARE HEALTH AND SOCIAL SERVICES*  
Division of Public Health

# 2009: When drug overdose deaths exceeded motor vehicle deaths

## Number of Deaths for Selected Causes, Delaware 1990-2016



Note: Numbers for 2016 are preliminary only.

Source: Delaware Health and Social Services, Division of Public Health, Delaware Health Statistics Center, Division of Public Health


# The Treatment Landscape



- **8,150 public treatment admissions** for addiction in 2016. Heroin was the most common primary drug listed at time of admission.
- Thousands more sought **private treatment**, in-state or out-of-state.
- In the past decade, the number of people in Delaware with an OUD nearly doubled from 6,000 to 11,000.
- During the same period, the number receiving OUD treatment increased by 500% from 1,000 to 5,000 people – leaving a gap of 6,000.

# State's Treatment Response

Treatment services and centers



- **Withdrawal management:** Two centers in the state.
- **Residential treatment:** Increased capacity across 4 locations.
- **Young adult opiate residential treatment:** Doubled capacity.
- **Sober living beds:** Doubled capacity.
- **Outpatient treatment:** Expanded services to include full continuum of support.
- **Recovery Response Center:** Newark and Ellendale centers for 24/7 crisis

# State's Treatment Capacity as of October 24th



- Withdrawal management:
  - 52 slots available
- Residential treatment:
  - 3 slots available
  - 1 provider has a wait list of 4
- Young adult opiate residential treatment:
  - 20 available slots
- Sober living beds:
  - 15 slots available
  - 69 on the wait list
- Outpatient treatment:
  - No known wait list

# Stakeholder Perceptions

- Clients are unclear how to access the system in general or how to obtain treatment without undue delays.
- Practitioners who are not addiction specialists (e.g. first responders, primary care and ED physicians and law enforcement) but who interact with individuals with OUD do not know how the treatment system works, specifically with regard to criteria for admission and payment for services.
- Stakeholders expressed that siloed communications networks were a barrier to recovery
- Various stakeholders found the shortage of MAT prescribers (especially suboxone) to be a barrier to timely care.

# Opportunities to engage people into treatment



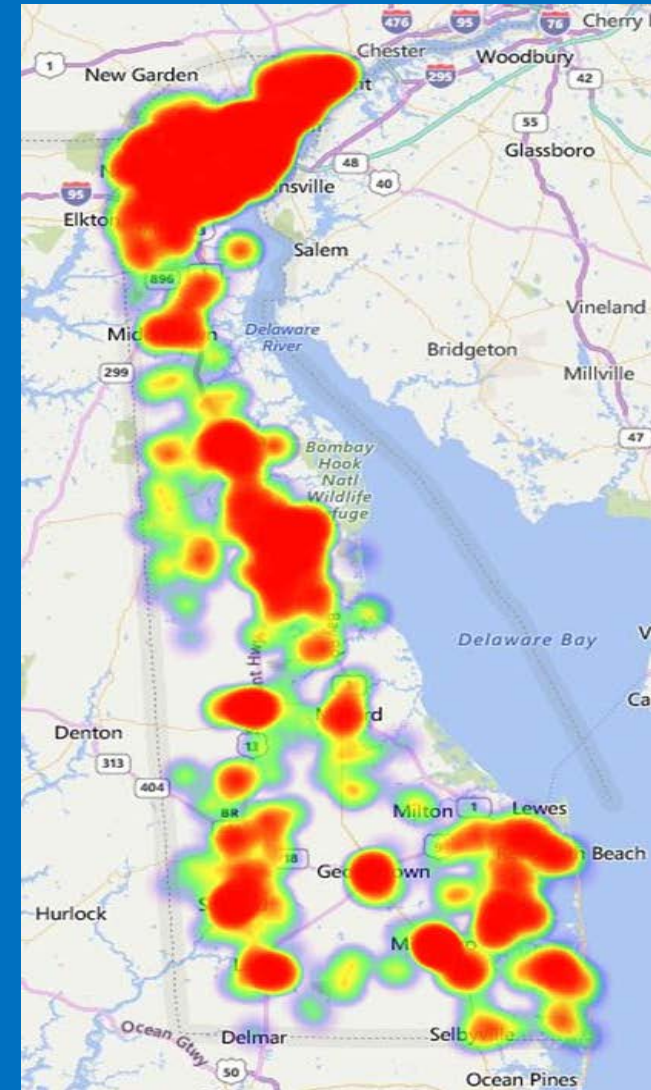
**Criminal justice system**

**Identify pregnant women early**

**EMS referrals**

# Non-fatal Overdoses

- There were a total of 1,534 Narcan patients and 2,274 Narcan doses administered during the year of 2016.
- The top 5 Narcan administration locations are: Wilmington (26%), Newark (12%), New Castle (7%), Dover (7%) and Millsboro (5%).
- 62% of Narcan patients are males.
- 73% of all Narcan administrations took place at a home/residence.





# Delaware 2016

**431** substance exposed  
infants reported

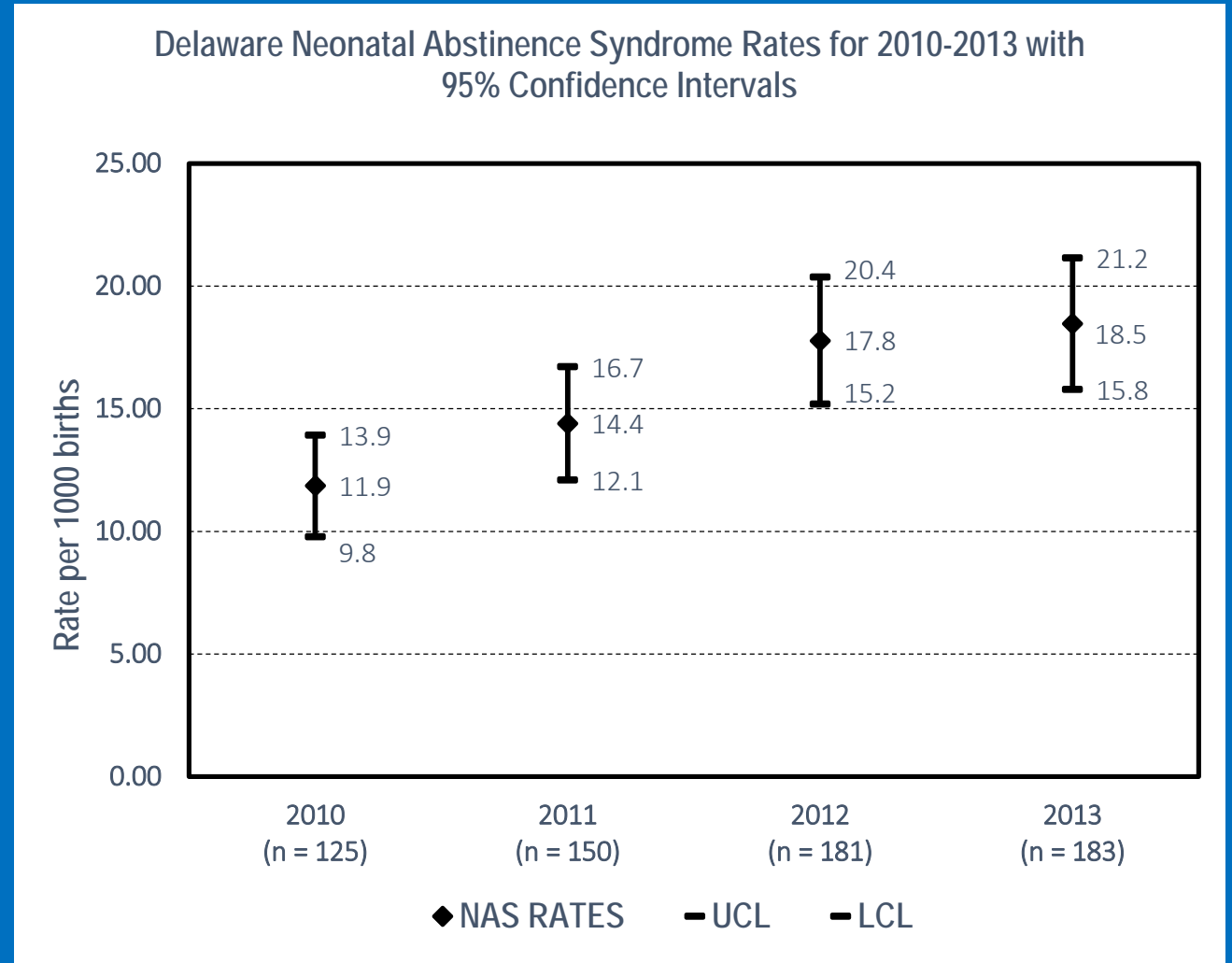


**Opioids and marijuana:**  
most common substances




# Results from Hospital Discharge Data, Delaware, 2010-2013

- 639 NAS cases identified.
- Overall NAS rate in 2010-2013 was 15.6 (95% CI: 14.4 – 16.8) per 1000 births.
- NAS rate in 2013 was 18.5 (95% CI: 15.8 – 21.2).
- 56% increase in NAS rates during 2010-2013.
- U.S. NAS rate is 5.8 per 1,000 births\*.



# Criminal Justice/Law Enforcement



- Estimates are that approximately 80% of inmates are substance involved and between 46-60% of those incarcerated meet the diagnosis of SUD.
- Approximately 3,542 individuals in DOC have an OUD.
- Department of Correction is implementing the Crest and Key and Aftercare programs and is focused on re-entry to provide a handoff to continuing treatment in the community.

# *Thank You!*



*DELAWARE HEALTH AND SOCIAL SERVICES*

---

Division of Public Health